



**SPECIAL FOCUS:**

- Population and Housing Censuses, p2
- Statistical Development - Selected Areas, p24



Participants at the second Annual International Scientific Conference of the Uganda Statistical Society held in Kampala, Uganda, from 11- 13 June 2008

# African Statistical Newsletter

VOLUME 2, ISSUE 2

JUNE 2008

## INSIDE THIS ISSUE:

- |   |    |
|---|----|
| • Message from the Director, ACS            | 1  |
| • Population and Housing Censuses           | 2  |
| • Statistical Capacity Building - Workshops | 10 |
| • Statistical Development - Selected Areas  | 22 |
| • International Statistical Institute       | 37 |
| • News                                      | 40 |



ATTENTION PARTICULIÈRE:

- Recensements généraux de la population et de l'habitat, p2
- Développement de la statistique - Sujet choisi, p24



Les participants à la deuxième Conférence Scientifique, Internationale et Annuelle de l'Ouganda Société Statistique tenu à Kampala, Ouganda, du 11 au 13 juin 2008

# Bulletin d'information statistique africain

VOLUME 2, NUMÈRO 2

JUNE 2008

## DANS CE NUMÉRO:

- |  |    |
|--|----|
| • Message du directeur du CAS                            | 1  |
| • Recensements généraux de la population et de l'habitat | 2  |
| • Renforcement des capacités statistiques - Ateliers     | 10 |
| • Développement de la statistique - Sujet choisi         | 22 |
| • Institut international de statistique                  | 37 |
| • Informations   | 40 |

## CONTENTS

African Centre for Statistics, UNECA

**Contact:** Director, ACS  
P.O.Box 3005, Addis Ababa, Ethiopia  
Tel.: +251-11-5511056  
Fax: 251-11-5510389  
BKiregyera@uneca.org

### Editorial Team:

Dimitri Sanga (PhD)  
Molla Hunegnaw  
Denise Lievesley (Prof)

Visit: <http://www.uneca.org/statistics> for online versions


### CONTRIBUTORS

Andry Andriantseheno	AAndriantseheno@uneca.org	UNECA
Ben Kiregyera	bkiregyera@uneca.org	UNECA
Cynthia Clark	czfclark@cox.net	ISI
Denise Lievesley	DLievesley@uneca.org	UNECA
Dimitri Sanga	dsanga@uneca.org	UNECA
Emmanuel G. Yohannes	ethstat@sc.aau.edu.et	Ethiopia
E. M. Koffi-Tessio	sadaocel@cafe.tg	Togo
Floribert Ngaruko	f.ngaruko@acbf-pact.org	ACBF
Francesca Perucci	perucci@un.org	USA
Hassan Yousif	hyousif@uneca.org	Ethiopia
Grace Bediako	Gracebediako@gmail.com	Ghana
Juana Sanchez	jsanchez@stat.ucla.edu	USA
Kizito Kasozi	kitts65@yahoo.co.uk	Uganda
Konate Sekou Tidiani	dised@intnet.dj	Djibouti
Michel Mouyelo-Katoula	m.mouyelo-katoula@afdb.org	AfDB
Molla Hunegnaw	mhunegnaw@uneca.org	UNECA
Nurein Ibrahim	nure_i@yahoo.com	Ethiopia
Oliver Chinganya	ochinganya@africaonline.co.ke	IMF
Opio Peter	peter.opio@ubos.org	Uganda
Owino Abraham Yeyo	ayowino@yahoo.co.uk	Uganda
O.O. Ajayi	ooajayi611@yahoo.com	Nigeria
Robert McCaa	rmccaa@umn.edu	USA
Yacob Zewoldi	zewoldi@un.org	UNSD
Yakob Mudesir	yakobu@ehionet.et	Ethiopia

From the Director, ACS	1
Djibouti se prépare pour son deuxième Recensement Général de la Population et de l'Habitat	2
Utilization of Scanning Technology for the 2007 Population and Housing Census of Ethiopia	4
The African Addendum to the Principles and Recommendations for Population and Housing Censuses	6
Status of Implementation of 2010 Round of Population and Housing Censuses in Africa / État de la mise en œuvre de la série 2010 des recensements généraux de la population et de l'habitat	7
Gender Sensitive Policy Formulation and Decision making: Ghanaian Stakeholders Agree on the Undertaking of Their Country's First Time use Survey	10
17th Annual Conference of the Ethiopian Statistical Association	12
Collaboration in Statistical Development in Uganda - A Triangular Relationship	13
Workshop on Household Surveys and Measurement of Labour Force with Focus on the Informal Economy	14
General Data Dissemination System (GDSD) Phase II Project Mid-Term Meeting	15
The World Bank's Approach to Statistical Capacity Measurement: The Missing Link	16
Implementation of International Recommendations for Distributive Trade Statistics in African Context	19
Workshop on MDG Monitoring, Kampala, 5-8 May 2008	20
Expanding the frontiers of official statistics for achieving MDGs in Africa	22
Improving the Implementation of the SNA 1993 in Africa	22
Integrated Microdata Samples for 111 Censuses Free to Accredited Researchers	28
Best Practice in Mainstreaming Sectoral Concerns into the National Strategy for the Development of Statistic (NSDS) During Design Process	29
Upgrading vital and civil registration systems in Africa	31
Statistical Data and Metadata Exchange	32
Association for the Development of Education in Africa	35
The Inauguration of the African Association of Statistical Data Archivists/ Association Africaine Pour L' Archivage Des Données Statistiques (AASDA)	36
The International Statistical Literacy Project (ISLP) of the ISI seeks your help in involving all countries of Africa in ISLP's projects	38
ISI Committee on Women in Statistics looks toward 2009 ISI Meeting in Durban	39
The Uganda Statistical Society holds its second International Scientific Conference	40
New appointments of Heads of National Statistics Offices	42
Heads of National Statistical Offices in Africa	43
National Statistical Associations in Africa	44
Statistical Training Centres	44
1st Africa Conference of Young Statisticians 2008: Young and Counting!	45
Postgraduate Training Fellowship in Medical Statistics for African Scientists	46
Visiting International Fellowship in Social Research Methods	47
Upcoming Events	48



## FROM THE DIRECTOR, ACS



**Ben Kiregyera, Director, ACS**

I would like to welcome readers to this third issue of the African Statistical Newsletter. Like in previous issues, this issue is packed with a lot of information on statistical developments in Africa. It contains interesting articles on statistical capacity building initiatives and focusses especially on recent training workshops, statistical development activities, the 2010 round of World Population and Housing Census as well as news and events on statistics in Africa. We continue to urge you all to keep in mind the 57th Session of the International Statistical Institute to be held in Durban, South Africa in August 2009.

As we reported in the second issue, the MDG Africa Steering Group chaired by the UN Secretary General is, among other things, promoting scaling up of statistical capacity building efforts in Africa to enable countries make progress towards the MDGs. These efforts include not only conducting censuses and surveys but also improving administrative data sources including civil and vital

registration systems. We anticipate including reports from countries on the status of their civil and vital registration systems in future issues of the newsletter.

We are witnessing increased strengthening and networking of National Statistical Associations across Africa, as well as the establishment of new national associations. We would like to receive more information and reports on these associations. We would also like to hear from countries on challenges of statistical development and how these challenges are being met. Let us share information and learn from each other's successes and best practices.

Finally, we would like to congratulate Dr. Yassin Abdin and Mr. Mohammed Taamouti, who have been recently appointed Director Generals of National Statistics Offices of Sudan and Morocco respectively. The African Centre for Statistics (ACS) is working towards establishing an Induction-Tutorage-Mentoring facility which, we believe, will benefit new leaders of National Statistics Offices and systems in Africa.

# I. POPULATION AND HOUSING CENSUSES

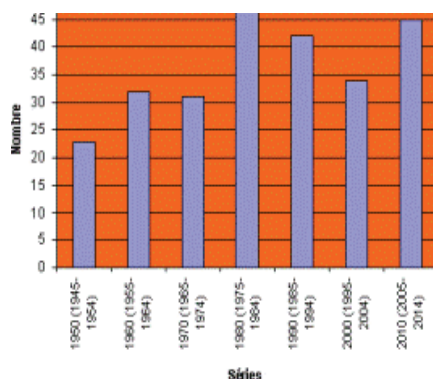
## Djibouti se prépare pour son deuxième Recensement Général de la Population et de l'Habitat

Konate Sekou Tidiani, Directorate for Statistics and Demographic Studies, Djibouti et Dimitri Sanga, African Centre for Statistics

Il est de notoriété publique que le recensement général de la population et de l'habitat (RGPH) est une des opérations statistiques les plus coûteuses mais aussi mobilisatrices qu'un pays peut entreprendre. Il en est ainsi car il s'agit là d'une source incontestable d'information sur les caractéristiques socio-démographiques d'une population à un niveau de couverture que peu d'enquêtes peuvent permettre d'obtenir. Bien plus, il permet de fournir aux utilisateurs les informations sur la population et l'habitat à un niveau de désagrégation qu'aucune autre opération statistique ne permet. Il constitue, en outre, la base de sondage utilisée par toutes les autres enquêtes subséquentes. Pour ces raisons et tant d'autres, les pays membres des Nations Unies sont appelés à exécuter un recensement général de la population et de l'habitat au cours des périodes décennales appelées « séries ». La présente série des recensements qui couvre la période 2005 à 2014 est connue comme la Série des recensements de la population et de l'habitat de 2010.

Malgré la reconnaissance de l'importance des RGPH, la participation des pays africains au cours de la série de 2000 (1995-2004) a été très limitée, contrastant avec la tendance générale observée au fil des années (voir figure 1). En effet, compte tenu de la nature des pays qui n'ont pas participé à la série de 2000, près de la moitié (48%) de la population africaine n'a pas été recensée au cours de ladite série. C'est à juste titre que les participants au premier Symposium africain sur le développement de la statistique, réunis au Cap en Afrique du Sud en janvier 2006, se sont inquiétés de la vétusté de la base de prise de décision et de l'exécution des enquêtes dans les pays non participants étant donné que les données du recensement ne sont pas à jour dans lesdits pays.

Figure 1 : Participation des pays africains aux séries de recensements généraux de la population et de l'habitat



Sources : U.S. Bureau of Census, Division statistique des Nations Unies et Centre africain pour la statistique. Les nombres de la série de 2010 constituent les engagements obtenus à jour auprès des pays africains.

Depuis, les parties prenantes africaines se sont attelées à améliorer la participation des pays du continent au cours de la série de 2010. Cette prise de conscience commune aux pays africains a donné lieu à la mise en place, entre autres, de l'initiative connue sous le nom de « Symposium africain sur le développement de la statistique ». Cette initiative vise à fournir aux pays africains un cadre au sein duquel ils peuvent discuter les problèmes relatifs au développement de la statistique de manière concertée. Compte tenu de l'importance que revêtent les RGPH, il a été décidé que les premiers symposiums vont se tenir sur le thème des RGPH dans le but d'améliorer la participation des pays africains au cours de la présente série et de mieux les y préparer. C'est donc, avec appréciation que la communauté statistique apprend qu'un pays de plus a pris la décision d'exécuter un RGPH au cours de la présente série. Djibouti vient s'ajouter à la liste des pays qui ont exécuté des RGPH au cours de cette série nommément l'Algérie (2008), le Burkina Faso (2006), le Cameroun (2005), le Congo (2007), l'Egypte (2006), l'Ethiopie (2007), le Lesotho (2006), le Mozambique (2007), le Nigeria (2006), le Soudan (2008), et le Swaziland (2007).

### Le premier recensement de Djibouti

Le premier RGPH de Djibouti date de 1983. Selon les sources nationales, ce premier recensement n'a pas été complété jusqu'au niveau de l'analyse et la publication de résultats. Une enquête démographique inter censitaire a été exécutée en 1991 mais n'a pas permis d'améliorer la connaissance de la situation démographique du pays comme espéré. Il y a eu aussi des tentatives d'améliorer la compréhension de l'effectif de la population et sa structure par âge par le biais des enquêtes auprès des ménages (EDAM2-IS et EDSF) réalisées en 2002. Toutefois, connaissant la couverture d'un RGPH, ces enquêtes ne peuvent en aucun cas le remplacer. Faute d'avoir des données à jour sur la population et sa structure, le pays est confronté à un manque de données et d'indicateurs statistiques fiables pour la planification des opérations de développement, la formulation, le suivi et l'évaluation des programmes et politiques de lutte contre la pauvreté, la mesure des progrès dans la réalisation des Objectifs du Millénaire pour le Développement (OMD) ainsi qu'à une prolifération de données contradictoires sur les mêmes variables, faits et phénomènes.

### Une initiative louable...

En vertu de ce qui précède, les autorités djiboutiennes ont décidé de lancer l'exécution du deuxième RGPH, les besoins en données sur la population, à jour et fiables, se faisant sentir avec acuité par le gouvernement et tous les autres utilisateurs. Outre le fait que le deuxième recensement constituera la principale source des données sur la population et l'habitat aux niveaux national et régional, ses sous-produits permettront d'élaborer la base de sondage maîtresse pour le programme d'enquêtes inter censitaires auprès des ménages et de la population et pour d'autres enquêtes statistiques.

## I. POPULATION AND HOUSING CENSUSES

Le recensement constituera ainsi, d'une part, le point de départ de la mise en œuvre d'un système intégré de données sur la population devant conduire à l'élaboration et au suivi des indicateurs inscrits dans le Programme d'Action de l'Initiative Nationale de Développement Sociale (INDS) et de tout autre programme de lutte contre la pauvreté et, d'autre part, permettra d'évaluer les progrès réalisés par rapport aux OMD. De plus, le projet vise à maîtriser la connaissance de la population du pays en ce qui concerne son effectif, ses différentes composantes et sa dynamique, en vue d'une prise en compte effective des variables démographiques dans la formulation, la réalisation et l'évaluation des politiques, plans et programmes de développement économique, social et culturel et pour la formulation d'une politique de population adaptée aux réalités nationales.

Sur le plan institutionnel, le gouvernement a déjà posé les gestes requis pour la préparation du RGPH. Ainsi, un décret présidentiel instituant le deuxième RGPH sur l'ensemble du territoire national djiboutien a été promulgué (Décret n°2005-0168/PR/MEFPCP du 25 septembre 2005). De plus, les organes d'exécution et de concertation ont été mis en place. Il s'agit du Comité Technique du Recensement et des Comités Régionaux et Locaux (Arrêté présidentiel n°2007-0194/PR/MFFPCP du 28 février 2007).

Le Comité Technique du Recensement a pour mandat de donner un avis sur les aspects techniques du recensement présentés par la Direction de la Statistique et des Études Démographiques (DISED) et de veiller à la mobilisation des moyens matériels et humains prévus pour l'exécution du projet. Ce comité est composé des représentants des principaux ministères et services intéressés aux problèmes de population et de la cartographie.

Les Comités Régionaux et Locaux quant à eux ont pour rôle principal de veiller à la bonne exécution des différentes activités du recensement sur le terrain (cartographie, recrutement et formation du personnel de terrain, sensibilisation de la population, dénombrement...) et de fournir éventuellement un appui logistique au personnel du recensement évoluant sur le terrain.

### L'institut national de la statistique exécute le RGPH

L'exécution du recensement est assurée par la DISED qui se chargera de la conception et de l'exécution des différentes phases de l'opération. Pour mener à bien cette tâche, la DISED sera renforcée par un personnel détaché des autres départements ministériels, de préférence ayant participé au premier recensement et/ou à l'enquête démographique inter censitaire de 1991, aux autres enquêtes sur les ménages, ainsi que par des recrutements sur le marché du travail.

### Financement du recensement

D'après les prévisions budgétaires pour exécuter ce deuxième

RGPH, le gouvernement djiboutien finance près de 40% alors que les efforts sont consentis pour que la balance soit financée par les bailleurs de fonds bilatéraux et multilatéraux. Certains partenaires se sont déjà manifestés notamment pour les travaux préparatoires et le recensement pilote qui a eu lieu au cours du mois de février 2008. Il s'agit notamment de la Banque Mondiale, Coopération Française, Le Programme des Nations Unies pour le Développement (PNUD), le Fonds des Nations Unies pour la Population (FNUAP), la Banque Islamique de Développement (BID) et l'organisme de coopération américain (USAID).

Outre les partenaires au développement bilatéraux et multilatéraux, des requêtes de financement ont été adressées aux Ministères Techniques directement intéressés par les données du recensement. Il s'agit du Ministère de la Santé qui avait fourni des agents recenseurs pour le recensement pilote, du Ministère de l'Education Nationale, du Ministère de l'Habitat et du Ministère des Télécommunications. Ces requêtes sont à l'étude au sein de ces différents ministères.

### Où en sont les préparatifs ?

Tel que mentionné précédemment, les préparatifs ont déjà été entamés avec les principales opérations préparatoires suivantes déjà réalisées : l'élaboration des questionnaires et des manuels d'instruction, la cartographie censitaire terminée pour l'essentiel des travaux, et la réalisation du recensement pilote en février 2008.

L'analyse du recensement pilote se résume aux observations suivantes. Le principal enseignement qui se dégage du recensement pilote est que les procédures, les méthodologies, les outils et les échéances doivent être revus et mis à jour. Selon les remarques formulées dans le rapport, les activités préparatoires au dénombrement à savoir: la sensibilisation, la multiplication des documents cartographiques, des supports de collecte et de leur acheminement sur le terrain, l'identification, le recrutement et la formation au niveau central, puis au niveau décentralisé des personnels du terrain, l'acheminement et le placement de ces personnels sur les sites de collecte, la mobilisation de moyens logistiques adéquats et suffisants, requièrent un délai plus ou moins important (plus de deux mois). En outre, un délai d'au moins un mois et demi est nécessaire entre la fin de la cartographie et la collecte proprement dite.

Partant de ces constats techniques, un accent particulier doit être mis sur la mobilisation des ressources financières. D'autres moyens et voies de mobilisation de ces ressources doivent être explorés afin de combler au plus tôt le déficit de financement du budget du recensement, car même si les opérations techniques préparatoires sont bien menées à terme, le dénombrement de la population ne pourra se faire sans les ressources financières qui y sont reliées.

# I. POPULATION AND HOUSING CENSUSES

Sous réserve de la mobilisation de la balance requise pour entièrement financer les opérations du recensement, le calendrier indicatif des opérations du recensement qui restent à réaliser se présente comme suit:

- Dénombrement: il se déroulera en octobre 2008 sur toute l'étendue du territoire national, aussi bien en milieu urbain et rural qu'en milieu nomade. Il est à noter qu'après ce dénombrement, une enquête post-censitaire sera réalisée en novembre 2008 pour évaluer la couverture et la qualité des données recueillies lors du recensement.
- Exploitation et de diffusion des données: elle s'étalera de novembre 2008 à décembre 2009. Elle comprendra l'archivage des dossiers revenus du terrain, le contrôle et la codification des questionnaires, la saisie, le traitement informatique et la tabulation des données, l'évaluation et l'analyse des données, et enfin la publication et la diffusion des résultats du recensement.

## Soutien au recensement

L'initiative du Gouvernement djiboutien est louable étant donné la tendance actuelle d'améliorer la participation des pays africains au cours de la série des RGPH de 2010. De plus, elle permettra de doter le pays des données nécessaires à la prise de décisions basée sur l'évidence et à faire le suivi des objectifs de développement comme les OMD.

L'état de mobilisation des ressources financières reste faible malgré les efforts du Gouvernement et de certains partenaires au développement. Les contributions apportées ou proposées par les partenaires au développement portent essentiellement sur l'assistance technique et les matériels ou se situent après les opérations de dénombrement et de saisie. A ce jour aucun bailleur de fonds, à qui une requête a été adressée, n'a accepté de mobiliser les ressources financières pour les opérations de dénombrement. Le financement de cette opération et de celle de la saisie est crucial pour la tenue du recensement au cours de l'année 2008.

Le gouvernement a non seulement pris une décision louable en ce sens mais aussi s'est engagé à mettre à la disposition de cette opération 40% du financement requis pour la compléter. Certains partenaires bilatéraux et multilatéraux ont répondu à l'appel du Gouvernement et soutiennent le processus. Les autres partenaires ainsi que les pays africains qui ne se sont pas encore manifestés pourraient entrer en contact avec la DISED pour des plus amples renseignements sur le budget et en vu de voir comment ils peuvent soutenir ce pays pour cette noble cause.



## Utilization of Scanning Technology for the 2007 Population and Housing Census of Ethiopia

Yakob Mudesir, Central Statistical Agency, Ethiopia

### Introduction

Geographically, Ethiopia is situated in the horn of Africa between 3 and 5 degrees latitude north and 33 and 48 degrees longitude east with a total area of 1.1 million square kilometers. Ethiopia is administratively sub-divided into nine regional states and two city administrations.

The topographic features range from the highest peak at Ras Dashen, (4,550 meters above sea level), down to the Affar depression at 110 meters below sea level. The climatic condition of the country varies with the topography, ranging from 47 to 10 degrees Celsius. Moreover, Ethiopia is a home to about 80 ethnic groups that vary in population size from more than 18 million to less than 1000 persons. Ethiopia is the second largest country in Africa in terms of population size - with diversified culture, linguistic composition and large ethnic compositions.

Despite its long history as independent nation, national census undertakings designed to cover the entire country began only in the 1980's. The first ever Population and Housing Census was conducted in 1984 covering about 81 percent of the country's area. The lowland areas which were predominately inhabited by the pastoral population and some of the northern part of the country (both urban and rural areas) were not covered. The 1984 population and housing census revealed the total population of the country to be 42.6 million (this figure includes Eritrea which was part of the country at that time).

The second Population and Housing Census was conducted in 1994. It covered a larger proportion of the country compared to the first census since it included most of the low land areas of the pastoralist regions. The total population size of the country in 1994 was 53.5 million including estimates of the population size of those areas not covered by the census ( i.e. 345,008 persons were estimated).

Although the third Population and Housing Census was planned to be conducted in 2005, it was postponed for 2007 due to a national election scheduled for the same year. The reason for this was that the country was not able to deal with these two big national operations since both require significant resources and manpower. The legal procedures necessary for the postponement of the census were taken by parliament involving amending the constitution that requires a census to be conducted every ten years.

The census commission fixed two separate census dates for the sedentary and pastoral areas of the country. May 28, 2007 was fixed

## I. POPULATION AND HOUSING CENSUSES

as the census date for the sedentary population while November 28, 2007 was selected for the pastoral regions of Afar and Somalie. All the preparatory activities were carried out satisfactorily as scheduled and the census was conducted on the dates set by the census commission. In addition, for the first time in its history, the third population census covered the entire country. This census was a great success in terms of the completion of the preparatory activities, budget allocation, and the actual operation as well as respondents' cooperation.

### Utilization of Scanning Technology

One of the time consuming processes in census data processing activity is data capture. For instance, data capture of the first population and housing census of Ethiopia required about two years using a main frame system and the second census took more than a year using a stand alone PC system involving 180 data entry clerks using 90 PCs.

In order to capture the data fast and efficiently so that the census results could be provided as quickly as possible, scanning technology was employed for the 2007 Population and Housing Census. The actual data capture for the census of sedentary area (thus excluding the Somalie and Afar regions) started in mid July 2007 and was completed in November 2007, illustrating that more than 95 percent of the population data was captured within four months.

Before implementing the scanning technology for the third Population and Housing Census of Ethiopia, experience was gathered from study tours of Tanzania and Ghana which had utilized scanning for their census. These study tours enabled the Central Statistical Agency of Ethiopia to learn from their successes and failures and convinced us that scanning was applicable for the census data processing. Moreover, in order to address any doubts, we conducted two types of pilot censuses using conventional and OMR scanning type questionnaires with one scanner. These pilot censuses convinced us that the technology was appropriate and effective for census data capture.

The 2007 population and housing census of Ethiopia utilized eleven PS900 iM2 Scanners. The printing and designing of census questionnaires in local languages was carried out by the supplier of the scanning machines. In addition technical assistance and on job training, undertaken by the supplier, contributed to the success of using the new technology. The PS900 iM2 scanner used had the following features:

- The ability to scan up to 8,000 double sided forms per hour
- Simultaneous data validation
- Bitonal & /or Greyscale Images & Clips (200dpi)
- 3 programmable output hoppers
- SOSKitW software utilities



The scanning process put in place for the census involved three major procedures, namely:

- Scanning / Data Capture
- Key-correction or validation of scanned data
- Exporting the scanned and key-corrected data into ASCII or text in a format suitable for processing

### Major benefits obtained from scanning

- Significant decrease in time required to capture the data and minimize the non sampling error generated during data entry
- Avoidance of the need to store millions of forms for possible future reference since scanning captured the whole content of the questionnaire in an electronic image format

### Requirements to utilization of scanning effectively:

- Proper training both on Hardware and Software in order that staff "own" the technology
- A reliable Network System
- A well organized space for forms and data flow is required
- Proper file management and care in :
  - Checking batch (EA) IDs and orientation of forms
  - Proper recording of the incoming and outgoing questionnaires
  - Ensuring the consistency of EA codes and thus the quality of EA database
  - Close attention in detecting errors in the scanning process is required
- Ensuring that there is proper paper throughput through the scanner
- Ensuring smooth running of the machines.



# I. POPULATION AND HOUSING CENSUSES

## The African Addendum to the Principles and Recommendations for Population and Housing Censuses

Dimitri Sanga, African Centre for Statistics

### The importance of population and housing censuses

It is widely recognized that Population and Housing Censuses (PHC) are one of the primary sources of information about the number and characteristics of a given population. The fact that the Census aims to have complete coverage and to collect information about the whole population means that data can be provided for small areas and sub-groups, thus meeting a need which no other data source can meet. In essence, the importance of censuses cannot be overemphasized. They are used, *inter alia*, as benchmarks and they provide sampling frames for inter-censal sample surveys, for effective socio-economic planning and governance, and monitoring and evaluation of development policies and programmes including progress or lack of progress made towards the Millennium Development Goals (MDGs) and other development agendas.

Considering the importance of PHC, member states of the United Nations are required to conduct at least one PHC during ten-year periods (called rounds). While African countries have been increasingly participating in the rounds of PHC since their respective independencies, there was a limited participation during the 2000 round covering the period 1995-2004. Accordingly, African countries have resolved to reverse this trend and to maintain the momentum started after the independencies. This is expected to be achieved mainly through consultation and strategies devised during the African countries-led initiative known as the Africa Symposia in Statistical Development (ASSD).

The ASSD objective is to provide a forum where African countries can discuss issues pertaining to their statistical development on a regionally coordinated basis. The Symposium is organized in African countries on a rotational basis. It considers a number of aspects relating to developing sustainable statistical systems, addresses the challenges of capacity building, and provides a platform for a comprehensive exchange of practical experiences and best practices among African countries. The first Symposium took place in Cape Town, South Africa (January 2006); the second in Kigali, Rwanda (January 2007); and the third, in Accra Ghana (December 2007). The Symposia, organized by the UNECA, the United Nations Statistics Division (UNSD) and South Africa (Chair of the Friends of ECA), have concentrated so far on sharing information and experiences on population and housing censuses and ensuring that African countries are well prepared in undertaking a PHC during the 2010 round.

### Principles and recommendations for PHC

In order to guide countries in planning and carrying out improved

and cost effective censuses, the United Nations produces a series of international recommendations, known as the Principles and Recommendations for Population and Housing Censuses (P&R). These recommendations are revisited during different rounds to reflect new and emerging issues.

For the preparations of the current 2010 round, the United Nations Statistical Commission (UNSC), during its March 2005 session, approved the 2010 World Programme on Population and Housing Censuses and established an Expert Group to coordinate its preparation. The Expert Group, in turn, proposed the formation of Working Groups and technical subgroups to carry out its mandate. One of the main purposes of the Expert Group was to carry out the revision and update of the Global P&R. By virtue of their willingness to effectively contribute in preparations surrounding the 2010 round of PHC, African stakeholders participated actively in various Working Groups set up by the Expert Group. The membership of African countries, regional and sub regional organizations in the above Expert Group was as follows: ten countries, three sub regional organizations (The Economic Community of West African States Secretariat (ECOWAS), the Southern Africa Development Community (SADC), and The Observatoire Économique et Statistique d'Afrique Subsaharienne (AFRISTAT)), three United Nations Population Fund's Country Support Teams (in Addis Ababa, Dakar, and Harare), and the United Nations Economic Commission for Africa (UNECA).

As far as the contribution to the revision of the P&R is concerned, in addition to membership in the above-mentioned Working Groups, African countries prepared, under the leadership of the UNECA during the first ASSD held in Cape Town, South Africa, the regional contribution to the revision of the P&R. In fact, the Cape Town Symposium discussed, among other topics, their contribution to the global revision of the P&R. The recommendations in this regard were presented to the 2006 UNSC and forwarded to the Expert Group on the 2010 World Programme on PHC for appropriate consideration.



Participants discussing the contribution to the P&R in a breakaway session, Cape Town, South Africa, 2006

## I. POPULATION AND HOUSING CENSUSES

### The African Addendum to the P&R

Following the successful completion of the revision of the P&R, a number of workshops have been organized by the United Nations Statistics Division (UNSD) to see how countries would implement these P&R in their censuses. Two such meetings took place in 2006 in the African region namely in Maputo for English speaking countries and Bamako for French speaking countries. Participants to these meetings noted with satisfaction the contribution of African countries in the process that led to the production of the revised P&R. Nevertheless, they felt that a number of issues in census undertaking specific to the region needed to be paid particular attention. They, accordingly, resolved to complement the set of global guidelines by African specific ones. In doing so, African countries recommended that the P&R be revisited as well as the African recommendations from the Cape Town meeting and that the UNECA consider the production of an African Addendum to the P&R. The African statistical community, therefore, seizing the opportunity offered by the ASSD in Kigali and Accra, thoroughly discussed and revised the content of the African Addendum to the P&R. This is part of an ongoing strategy aimed at reversing the observed trend in limited participation of the African continent in processes leading to the setting up of international standards, norms, definitions, and classifications.



Facilitators during breakaway sessions on the P&R, Cape Town, South Africa, 2006

The Addendum to the Global P&R is a set of guidelines, specific to the region, concerning topics, definitions and issues pertaining to both the operation and analysis of censuses. It addresses aspects of census taking which are unique to the region and which could not be accommodated in the global recommendations. It is, therefore, intended for use in conjunction with the Global P&R.

### Next steps

The draft African Addendum to the P&R has been prepared. Comments from the last ASSD held in December 2007 in Accra, Ghana

have been incorporated. The draft is being edited and the document should be published before the end of the 2008.



Status of Implementation of 2010 Round of Population and Housing Censuses in Africa / État de la mise en œuvre de la série 2010 des recensements généraux de la population et de l'habitat

African Centre for Statistics

### Status of Implementation of 2010 Round of Population and Housing Censuses in Africa

The Population and Housing Census is the main source of basic data required for social and economic development of a country as well as for monitoring progress towards MDGs. As many as 17 African countries (30% of the total) did not participate in the 2000 round of population and housing censuses and as a result, almost 50% of the African population was not enumerated during that round of censuses. It is crucial that all African countries participate fully in the 2010 round of census and produce good quality data.

The following table presents the status of implementation of the census in Africa. We will appreciate receiving any updates you may have on this table.

### État de la mise en œuvre de la série 2010 des recensements généraux de la population et de l'habitat

Les recensements généraux de la population et de l'habitat (RGPH) constituent la source principale des données de base requises pour le suivi des efforts de développement économique et social d'un pays ainsi que le suivi et l'évaluation des progrès réalisés vers l'atteinte des Objectifs du Millénaire pour le Développement (OMD). Près de 17 pays africains (30%) n'ont pas pris part à la série 2000, ce qui est l'équivalent de 50% de la population africaine qui n'a pas été dénombrée au cours de cette série. Il est impératif que tous les pays africains participent dans la série actuelle des RGPH et produisent des données de qualité pour soutenir leurs efforts de développement.

Le tableau suivant présente l'état de participation des pays africains dans la série actuelle. Nous vous serions reconnaissants de bien vouloir nous fournir de l'information de manière continue pour nous permettre de mettre à jour ce tableau le cas échéant.

# I. POPULATION AND HOUSING CENSUSES

Country	Pays	2010 round of censuses
Algeria	Algérie	2008
Angola	Angola	2010
Benin	Bénin	2012
Botswana	Botswana	2011
Burkina Faso	Burkina Faso	2006
Burundi	Burundi	2007
Cameroon	Cameroun	2005
Cape Verde	Cap-Vert	2010
Central African Republic	République Centrafricaine	2013
Chad	Tchad	2008
Comoros	Comores	2013
Congo	Congo	2006
Ivory Coast	Côte d'Ivoire	2008
Democratic Republic of the Congo	République Démocratique du Congo	2009
Djibouti	Djibouti	2008
Egypt	Egypte	2006
Equatorial Guinea	Guinée équatoriale	(Last census 2002)
Eritrea	Erythrée	2009
Ethiopia	Ethiopie	2007
Gabon	Gabon	2013
The Gambia	Gambie	2013
Ghana	Ghana	2010
Guinea	Guinée	2008
Guinea Bissau	Guinée-Bissau	2008
Kenya	Kenya	2009
Lesotho	Lesotho	2006
Liberia	Libéria	2008
Libya Arab Jamahiriya	Jamahiriya Arabe Libyenne	2008
Madagascar	Madagascar	2009
Malawi	Malawi	2008
Mali	Mali	2008
Mauritania	Mauritanie	2010
Mauritius	Maurice	2010
Morocco	Maroc	2014
Mozambique	Mozambique	2007

Namibia	Namibie	2011
Niger	Niger	2010
Nigeria	Nigéria	2006
Rwanda	Rwanda	2012
Sao Tomé and Príncipe	Sao Tomé-et-Principe	2011
Senegal	Sénégal	2010
Seychelles	Seychelles	2010
Sierra Leone	Sierra Leone	2014
Somalia	Somalie	(Last census 1987)
South Africa	Afrique du Sud	2011
Sudan	Soudan	2008
Swaziland	Swaziland	2007
Togo	Togo	2009
Tunisia	Tunisie	2014
Uganda	Ouganda	2012
United Republic of Tanzania	Tanzanie, République Unie de	2012
Zambia	Zambie	2010
Zimbabwe	Zimbabwe	2012

□



## II. STATISTICAL CAPACITY BUILDING - WORKSHOP

Gender Sensitive Policy Formulation and Decision making:  
Ghanaian stakeholders agree on the undertaking of their country's first time use Survey

Grace Bediako, Ghana Statistical Services and Dimitri Sanga,  
African Centre for Statistics

### About time use surveys

Economic activities people are engaged in can be categorized as productive and non-productive. Productive activities are those associated with the concept of work while non-productive activities are generally constituted of personal activities. The general production category is made up of activities which can be delegated to a third person and yield the same output. Such activities are performed by an institutional production unit using inputs to produce goods and services. The System of National Accounts (SNA) defines productive activities as activities that comprise goods and services supplied or intended to be supplied to units other than their producers, own-account production of goods retained by their producers (including all production and processing of primary products, whether for the market, for barter or for own consumption), own-account production of housing services by owner-occupiers and domestic and personal services produced in a household by paid domestic staff. The SNA boundary excludes, inter alia, all household activities that produce domestic or personal services for own final consumption within the same household (except for paid domestic staff). These exclusions cover cleaning, servicing and repairs, preparation and servicing of meals as well as unpaid volunteer services to other households, community, and other associations.

Generally, the concept of work is associated with SNA activities and as such, only people who are engaged in SNA work are considered to be economically active. According to national accounts and labour force estimations, non-SNA activities are unvalued or invisible. There is considerable evidence to the effect that women are primarily and intensively involved in these unvalued and invisible activities. Satellite accounts on household production deal with the measurement and valuation of these activities. Time Use Surveys (TUS) constitute a first step in the production of satellite accounts on household production. Further, satellite accounts outputs can be used to feed a gender-aware macroeconomic model that can simulate the impact of several policy interventions on the well being of different segments of the population including women, men, girls and boys.

### Time use surveys and gender-awareness macro economic modelling

The United Nations Economic Commission for Africa (UNECA), through its African Centre for Gender and Social Development, has developed a conceptual and analytical framework to include gender perspectives into national development policies and programmes through its Gender and Macro economic Programme. Under this

programme, the Commission has developed, inter alia, an Africa-specific Guidebook for integrating household production into national poverty reduction policies. This Guidebook is a compendium of methodologies and tools, which use time use surveys, national accounts and other national information as inputs in the process of engendering national planning instruments. Time use surveys are an important part of this programme as they constitute a major input in the development of gender-awareness macro economic models. The latter are computable general equilibrium (CGE) models that integrate both market and non-market activities, while distinguishing male and female workers throughout, in order to evaluate impacts of policy reforms on poverty reduction and the well-being of men and women.

A pilot study has been carried out through the above-mentioned programme on the South African economy. Using the gender awareness macro economic model, fiscal reform in terms of trade liberalization was the first policy to be explored. Its impacts on male and female wage rates and participation in market and non-market work, as well as on overall economic performances and poverty reduction were assessed. Given the success of this pilot, a number of countries have been targeted including Ghana for the undertaking of time use surveys with a view to further develop gender awareness macro economic models.

### Ministries, Departments and Agencies were consulted

The UNECA undertook a mission to Ghana in close consultation with the Ghana Statistical Service (GSS), to discuss and agree an action plan and detailed programme of work for the undertaking of a TUS as a first step for the development of a gender-awareness macro economic model. Moreover, the UNECA mission discussed capacity building needs in terms of the production and use of gender statistics including advocacy for gender mainstreaming into policies and programmes with not only the GSS but also selected Ghanaian Ministries, Departments and Agencies (MDAs), and selected United Nations Agencies.

The UNECA-GSS Team met with the Ministry of Women and Children, the Ministry of Health, the Ministry of Education, Science, and Sports, the Institute for Local Government, the Gender Development Institute, and some United Nations Agencies based in Accra following the arrangements made by the GSS. The meetings started with a presentation by the UNECA representatives on the objective of the visit including information on the conduct of a TUS, advocacy for gender mainstreaming into national policies and programmes, capacity building needs in gender statistics, and the rationale behind conducting a TUS in Ghana.

The visited MDAs mentioned that there was a need to reinforce their respective capacities in gender budgeting. They expressed the need to start the training with staff from the National Development Policy Commission (NDPC) and the Ministry of Finance and Economic

## II. STATISTICAL CAPACITY BUILDING - WORKSHOPS

Development (MOFED) as decisional and planning bodies before going to executing agencies that are MDAs. They all were keen to participate in the process of conducting the TUS and expressed their willingness to collaborate with the UNECA on this project and other issues pertaining to gender mainstreaming into policies and programmes in Ghana. In addition to the latter, the Institute for Local Government was interested in developing, with the collaboration of the UNECA, course modules in gender statistics and gender budgeting.

The Gender Development Institute (GDI), a non-governmental organization, was particularly interested in the project of conducting a TUS as it has already started advocating for this tool in Ghana. The GDI is convinced that the results of the TUS will strengthen its ongoing work on gender equity by providing evidence and shedding light on women's unpaid work, and it stands ready to embark on the project with all its resources. Moreover, the GDI needs support in gender audit, gender budgeting, and advocacy for its programmes including setting up gender clubs in schools and tailored sensitization programmes for traditional leaders.

### Meeting with UN organizations

The UNECA-GSS Team met some UN organizations based in Accra including the United Nations Population Fund (UNFPA) and the United Nations Fund for Women (UNIFEM). The main objective of the meetings was to inform the UN sister organizations on the project of undertaking not only the TUS but also the entire process of developing a gender-awareness macro economic model. In addition, the meetings were designed to identify potential areas of collaboration and support to the GSS in the process of the TUS as well between different organizations and the UNECA in respect to gender issues generally.

The format of the meetings, generally, included welcoming addresses by host institutions followed by introductory remarks by the UNECA, presentation of the rationale behind the undertaking of the TUS, calls for the UN sister agencies to join in supporting the process, and finally discussions on potential areas of collaboration between the UNECA and the UN sister organizations in support of various stakeholders on gender issues including measurement.

The UNFPA stressed the fact that this project was in line with its ongoing efforts in the area of gender mainstreaming into policies and programmes. It committed to support the project and to be part of the ongoing consultations at different steps of the project and specifically mentioned its support to the survey on violence against women that shall take place soon.

The UNIFEM welcomed the project and mentioned its work on gender and aid effectiveness. In the execution of the project on gender and aid effectiveness, lack of sex-disaggregated data was identified as an impediment to the understanding of aid effectiveness geared

to gender issues. The UNIFEM, therefore, expressed its willingness to support any project aimed at improving the production of gender statistics including the TUS. The UNIFEM also committed to work with the GSS on developing indicators to monitor aid effectiveness. The UNIFEM suggested the use of the Media and Women in Development Forum it has set up recently to help in terms of advocacy for the TUS.

### Work plan and budget of the TUS

The joint UNECA-GSS team met daily to devise a comprehensive plan for the completion of the TUS. This plan includes a detailed list and sequence of activities to be undertaken, the timeline to complete them and the associated cost. The finalized plan is an input to the Memorandum of Understanding (MOU) to be signed between the GSS and the UNECA.

### Debriefing session

A debriefing session was jointly organized by the UNECA and the GSS with the objective to bring together different stakeholders consulted separately and share with them the agreed plan of work and seek their support at various stages of the project. The meeting was attended by more participants than the stakeholders consulted during the week. The Canadian International Development Agency (CIDA) was one of the additional partners that participated in the meeting.

The debriefing consisted of presentations by the UNECA Team on engendering policies and programmes with a special emphasis on the TUS as a tool aimed at supporting the process. The GSS presented the sequence of agreed upon activities aimed at undertaking the TUS. Comments and suggestions from the audience were made and incorporated into the plan. All participants' organizations committed to be involved in one way or another in the process. They agreed to constitute a team to lead the consultation mechanism during the different stages of the TUS.

### The way forward

The UNECA Team held discussions with not only the GSS but also other stakeholders including MDAs and UN sister organizations based in Accra. As a result of this mission, a detailed plan of work leading to the undertaking and analysis of the TUS has been established including the costing of the identified activities. In addition, stakeholders were sensitized on the importance of supporting and being part of the process of undertaking the TUS.

The consultation process and commitment from all stakeholders in this project is a good example of user-producer dialogue and consultations that form the basis of the National Statistical System. It is expected that these kind of consultations will be sustained throughout the entire process leading to the final output.



## II. STATISTICAL CAPACITY BUILDING - WORKSHOP

### 17th Annual Conference of the Ethiopian Statistical Association

Emmanuel Gebreyohannes and Nuredin Ibrahim,  
Ethiopian Statistical Association

The 17th Annual Conference of the Ethiopian Statistical Association (ESA), which dealt with the gap in statistical information relating to children's issues, was held on January 12, 2008 at Hawassa University, in the city of Awassa some 275 Kilometers south of the capital Addis Ababa. This particular conference was special as it was held out of Addis Ababa for the first time in the history of ESA. The association believes that moving such conferences to regions will make its own contribution in the capacity building of the academic community serving in the regions in particular, and the regional societies in general.

The fact that both government and non governmental organizations face challenges arising from the gap of information on children in their efforts to devise policy and intervention programs designed to improve the situation of children led the Association to choose "Child Information: Current Situation, the Prevailing Gap and the Way Forward" as the theme of the conference.

The conference commenced on January 12, 2008 at 9:00 a.m. with a brief introduction to the conference by Mr. Nuredin Ibrahim, Head of the Secretariat of ESA. This was followed by a welcoming address by Dr. Emmanuel Gebreyohannes, President of ESA. He highlighted the current activities of the association and stressed the importance of quality statistical data and information relating to children for evidence based decision making and intervention. After his welcoming address, Dr Emmanuel invited His Excellency Dr. Sintayehu Wol-demichael, Minister of Education of the Federal Democratic Republic of Ethiopia, to give his official opening speech. In his speech, Dr. Sintayehu highlighted the fact that quality statistical data plays a significant role in identifying the challenges encountered and in providing timely solutions. He said that the government fully realize the importance of statistical data on children's conditions as it is crucial for monitoring and evaluation of ongoing activities in the educational arena. He also expressed his firm conviction that the conference would result in valuable recommendations.

After the official opening of the conference, Mr. Mekonnen Ashenafi delivered a key note address on behalf of Dr. Issa Achoba, Chief of Planning, Monitoring and Evaluation Division of UNICEF/Ethiopia. In his address Mr. Ashenafi indicated that, although children constitute almost half of the population of Ethiopia, they are not given due consideration in development planning. He said that one of the major reasons for this is the lack of information and data that can depict the social and economic conditions of children. He said that it is timely and appropriate that ESA has dedicated its annual conference to the topic of children.

The scientific sessions of the conference followed in which about eleven papers and articles focussed on the theme were presented

by scholars and professionals from various organizations and universities. These included the Department of Women's and Children's Affairs under the Ministry of Women's Affairs, Ministry of Finance and Economic Development, UNICEF/Ethiopia, the African Child Policy Forum, Save the Children USA and the UNECA African Centre for Statistics. A scientific paper was also presented by a scholar representing the Statistical Society of Ethiopians in North America (SSENA) which is the North American Chapter of ESA.

The topics of the presentations included information management relating to children, use of composite indices in measuring child well-being, decision making and data availability in education, economic policy and child rights in Africa, and new modelling techniques for assessing the effect of environmental and genetic factors on children's health. The discussions that followed provided a good opportunity for the two hundred participants of the conference to exchange ideas, opinions and interact with each other on various issues related to the theme.

The Ethiopian Statistical Association would like to express its gratitude to the organizations that sponsored the conference. Special thanks are due to UNICEF/Ethiopia which was the major sponsor of the conference. A list the presentations/research papers, the presenters and their institution is given below:

Presenter	Paper
Dr. Bulti Gutema, Head, Department of Mothers & Children Affairs, MoWA	Information Management Related to Children
Yehualashet Mekonen, Lead Statistician, The African Child Policy Forum	Use of Composite Indices in Measuring Child Well-being
Dr. Yewelsew Abebe, Department of Rural Development and Family Sciences, Hawassa University	Anthropometric Assessment and Maternal Perceptions of Infant Well-being in a Feeding Centre in Sidama, Southern Ethiopia
Dr. Augustin O. Agu, Chief, Education Section, UNICEF/Ethiopia	Decision Making and Data availability in Education: What Gaps?
Omar Sarr, Statistician, African Centre for Statistics-UNECA	Data Collection on Children in Africa: Constraints and Challenges
Dr. Kiros Berhane, Associate Professor, Division of Biostatistics, Department of Preventive Medicine, Keck School of Medicine, University of Southern California, Los Angeles, USA	New modelling techniques for assessing the effect of environmental and genetic factors on children's health: A move towards integration
Getachew Adem, Head, Economic Policy and Planning Department, MoFED	Economic Policy and Child Rights in Africa
Dr. Ayele Taye, Dean, Faculty of Natural Sciences, Hawassa University	Assessment of quality of early child education programs: The case of Awassa Town
Tewodros Abate, Statistician, Central Statistics Authority and Initiative Africa	Survey on Student Representation, Challenges, perceptions, Motivations of Student Councils of Ethiopian High Schools and Their Role for Fostering Democracy in Developing Good Governance

## II. STATISTICAL CAPACITY BUILDING - WORKSHOPS

Adem Kadir, Asst. Professor, Haramaya University	Handhuuraa-property ownership at early childhood: Its social and economic implications
Dr. Samuel Teshome, Save the Children-USA	Impact of community-based treatment of possible severe neonatal infections on neonatal mortality in rural Sidama and East Shoa, Ethiopia. A randomized controlled trial



### Collaboration in Statistical Development in Uganda - A Triangular Relationship

Opio Peter, Uganda Bureau of Statistics

#### Introduction

In order to provide for the development and maintenance of the National Statistical System ensuring the collection, analysis and publication of integrated, relevant, reliable and timely statistical information, a triangular relationship involving Uganda Bureau of Statistics (UBOS), Bank of Uganda (BOU) and Ministry of Finance, Planning and Economic Development (MFPED) was established in May 2007 in Uganda. Being the key producers of socio-economic statistics, the three institutions set up a technical working committee and named it the "Socio-Economic Statistics Technical Committee" (SESTC). The main aim of the committee is to assess on a continuous basis the availability and reliability of socio-economic statistics and ensure their consistency.

The growing utilization of socio-economic statistics by policy makers and implementers has emphasized the call for quality data. This has resulted in increased demand for an extensive range of quality statistics. The establishment of this committee has played a big role in addressing this concern. The MFPED chairs the meetings with the alternate chair being UBOS, which is at the same time the secretariat for the meetings.

#### What SESTC does

SESTC is a technical committee with an interest in understanding developments and improvements in socio-economic statistics, methodologies, and analyses together with the implications of the results. It has been formed with a view to:

- Improve coordination and promote synergy and understanding of socio-economic statistics among the trio,
- Strengthen the production of quality socio-economic statistics, and
- Share work programs

A number of statistical developments and improvements taking place

in different institutions were not being shared. SESTC has been established to bridge this gap, with their meetings creating more partnerships in the production and use of socio-economic statistics.

The Uganda Bureau of Statistics generates a lot of socio-economic data for the general public, government, NGOs, and private sector for the main purpose of informing policy. However, occasionally, the Bureau needs to be guided on what information is required specifically by MFPED and the triangular relationship supports the communication and understanding of data requirements. The MFPED is an active participant which has a vested interest in the Bureau activities. For any identified data requirements, the tripartite relationship helps the Bureau to budget appropriately and to locate funding.

The agency for official statistics often confronts challenges in meeting its strategic objectives and advantage is usually taken of the SESTC meetings to express those challenges. The SESTC goes beyond technical matters to discuss the funding of the production of priority indicators and to identify budgetary shortfalls. In this way it can help address the financing of statistical activities.

#### Frequency of meetings

The technical meetings are regular, being held every Monday afternoon at the Secretariat. The frequency of the meetings are meant to avoid challenging issues that could culminate were meetings held fortnightly or monthly. However there is a possible future change in the frequency of the meetings depending on the load of business to be transacted.

#### Scope of work

The technical meetings address issues of socio-economic nature that reflect how the economy is performing, including socio-economic indicators such as GDP, inflation and producer price indices.

#### Achievements:

Since its establishment, the committee has achieved the following:

- Bringing together economists and statisticians in the three institutions to discuss and analyze common issues,
- A greater shared understanding of socio-economic indicators, methodologies, interpretations and implications of the results,
- An improved and clearer explanation of the results for politicians.

#### Future plans

The committee is still developing and has yet to consolidate its position on strategic issues for discussion. Other key institutions that produce socio-economic statistics may also be included at a later date.



## II. STATISTICAL CAPACITY BUILDING - WORKSHOP

### Workshop on Household Surveys and Measurement of Labour Force with Focus on the Informal Economy

Yacob Zewoldi, United Nations Statistics Division

A workshop on Household Surveys and Measurement of Labour Force with Focus on the Informal Economy was held in Maseru, Lesotho from the 14 to 18 April 2008. The workshop was organised by the United Nations Statistics Division (UNSD), in collaboration with the International Labour Office (ILO), the United Nations Economic Commission for Africa (UNECA) and the Secretariat of the Southern African Development Community (SADC). It was hosted by the Lesotho Bureau of Statistics.

The workshop was organized as part of the Development Account project "Strengthening statistical capacity-building in support of progress towards the Internationally Agreed Development Goals in the Southern African Development Community (SADC) region". Its key objective was to improve knowledge on the measurement of women's and men's participation in the labour force through household surveys. Specifically, the Workshop provided participants with the skills needed to identify and take into consideration relevant gender issues in the collection, tabulation and dissemination of statistics on the labour force, with a particular focus on statistics on employment in the informal sector and informal employment.

A total of 56 participants from 14 countries in the SADC region – Angola, Botswana, Democratic Republic of the Congo, Lesotho, Madagascar, Malawi, Mauritius, Mozambique, Namibia, South Africa, Swaziland, Tanzania, Zambia, and Zimbabwe – attended the Workshop. Participants included representatives from the National Statistical Offices and Ministries of Labour of SADC countries as well as from other relevant line ministries from Lesotho, including the Ministries of Planning, Finance and Education.

The workshop was opened by Mr. Mosita Khethisa, Principal Secretary, Ministry of Finance and Development Planning, Kingdom of Lesotho. Mr. Bhim Udas, Acting UN Resident Coordinator and Country Director, UN World Food Programme, made an opening remark on behalf of all the UN agencies represented in the workshop. In addition, representatives from UNDP Lesotho and the media attended the opening ceremony. Mrs. Liengoane Lefosa, Director, Bureau of Statistics, Kingdom of Lesotho, also welcomed the participants to the workshop.

The workshop covered key areas to improve official labour statistics, including: the incorporation of gender issues in the production of labour statistics; methods and concepts to measure employment in the informal sector and informal employment; tabulation, presentation and dissemination of labour statistics from a gender perspective; user-producer collaboration; and coordination of the national statistical system. Participants actively engaged in discussions and

group exercises, sharing their experiences in the collection of labour statistics and measurement of employment in the informal economy.

UNSD was represented by Mr. Yacob Zewoldi and Ms. Elisa M. Benes, and ILO was represented by Mr. Ralf Hussmanns. UNECA represented by Mr. Dimitri Sanga, Senior Statistician, and Mr. Souleymane Abdallah, Economic Affairs Officers, presented activities being conducted to improve the measurement of employment in the informal sector and informal employment in the region as well as to improve the availability of information to measure progress towards the attainment of gender equality goals, including the Millennium Development Goals. Specifically, participants were exhorted to join and participate in the Working Groups on Informal Sector and Gender Statistics, created by the Statistical Commission for Africa in 2008. In addition, participants reviewed the data requirements for the construction of the African Gender Development Index developed to monitor progress in the attainment of national, regional and international goals relating to the advancement of women.

The workshop materials are available at the UNSD website - [http://unstats.un.org/unsd/newsletter/unsd\\_workshops/steering\\_committee.htm](http://unstats.un.org/unsd/newsletter/unsd_workshops/steering_committee.htm).

At the end, participants identified and proposed the set of recommendations below, to be presented to the 4th Steering Committee of the SADC Development Account statistics project to be held in the 3rd quarter in 2008 to further promote improvements in the production of labour statistics at country level and in the SADC region.

#### Workshop Recommendations:

1. As a result of the benefits derived from the workshop, participants recommend the conduct of similar workshops at country level, to be coordinated by the NSO in collaboration with the Ministry of Labour and other relevant agencies.
2. Recognising the value of user-producer communication to improve the quality and relevance of statistics, participants recommended NSOs and other data producers to engage in dialogue with multiple stakeholders, including those involved in women's and gender issues.
3. Having realised the importance of contributing to the Working Group on the Measurement of Informal Sector and Informal Employment established by the Statistical Commission for Africa, participants recommended SADC members join the Group.
4. Noting the diversity of the methodologies and periodicities used by SADC countries in conducting LFS, participants recommended a follow up meeting to focus on harmonisation in line with existing international recommendations.

## II. STATISTICAL CAPACITY BUILDING - WORKSHOPS

5. Recognising the limitations of the concept of unemployment in the SADC region, participants recommended member countries to participate actively in the development of other related measures of labour under-utilisation.

6. After reviewing the strengths and weaknesses of the LFS instruments used by various SADC countries, participants suggested the development of a sub-regional model LFS questionnaire to improve the overall quality and comparability of the information collected.



### General Data Dissemination System (GDDS) Phase II Project Mid-Term Meeting

Oliver Chinganya, GDDS Programme for Anglophone Africa, IMF

The GDDS Phase II Project meeting was held in Cape Town, South Africa, April 22-24, 2008, at approximately the project's halfway point since Phase II project was launched in September 2006 in the same beautiful city of Cape Town. All 21 active project countries were invited, and the total attendance at the meeting was about 70, including Directors of National Statistics Office (NSO), GDDS coordinators, and representatives from international and regional organizations, namely, PARIS21, Africa Development Bank (AfDB), United Nations Economic Commission for Africa - Africa Centre for Statistics (UNECA-ACS), Macro-Economic and Financial Management Institute (MEFMI), Southern Africa Customs Union (SACU), and Southern Africa Development Community (SADC). The financier of the project, U.K. Department for International Development (DfID), was also represented as well as the project executing agencies IMF and World Bank.

### GDDS Phase II progress

The meeting served to take stock of progress achieved and lessons learned during the first half of the project and to discuss planned activities for the remainder of the project. Each day of the meeting had a theme. The first day was focused on a review of project activities, results, and challenges ahead. The IMF and World Bank as agencies jointly executing the project presented status reports showing that all the opening module workshops had been completed, action plans agreed with all countries for all modules, and significant progress made already on implementing these action plans. With one year remaining before all module missions are to be completed by April 30, 2009, countries should be able to complete the remaining required missions, although it was noted that there is no room for slippage and that these activities must receive high priority in countries' work plans.

Feedback from participating countries was received in a tour de table

with each country providing one positive aspect of the project and one area for improvement. The feedback received from countries was notable for both its frankness and specificity. On positive aspects, for example, Botswana mentioned the establishment of quarterly GDP, Gambia the rebasing of national accounts, Lesotho the move to GFSM 2001, Mauritius the launch of the BOP enterprise survey, Nigeria the progress with transparency and accountability, both Seychelles and Tanzania the work of the crime and justice module, Uganda the focus of GFS on "real problems", Ghana and Kenya the modular approach's focus on concrete results, and Lesotho, Malawi, Seychelles, and Zambia the preparation of the National Summary Data Page. On areas for improvement, for example, Kenya and Ghana mentioned the need for greater flexibility to accommodate changing priorities and including other related agencies in TA, Malawi better coordination with AFRITAC, Gambia the GIS module needs more resources, Mozambique the experts need better facility with Portuguese language, Ghana and Namibia greater coordination of missions with GDDS coordinators, Uganda the GFS module should include local governments, and Ghana greater sharing of TA lessons learned with non-module countries.

### Module implementation experience

Selected module experiences were presented by three country representatives for three IMF modules, followed by three country representatives for three World Bank modules. The IMF modules were two topical ones, BOP by Nigeria and Monetary and Finance by Kenya, and one functional module, the SACU module, by the SACU Secretariat. Likewise modules for the World Bank were two topical modules: Justice and Security by Kenya and Labor Statistics by Uganda, and one functional module, Management of Statistical Systems module, by Namibia. These presentations provided a more in depth view of how several different types of modules are being implemented, and the different types of challenges faced by each, including, political and coordination challenges by the SACU module, lack of standard data sources and poor reporting in Nigeria, and improving communications and working relationships with data suppliers in Kenya. The active discussion that followed the presentations showed that many of the challenges and lessons learned in the individual modules struck a more general chord raising issues faced in other modules and in other country situations.

### Changing role of GDDS coordinators

The theme of the second day of the meeting was on changing roles and activities in the context of an evolving GDDS, capacity building in countries, and the modular approach of Phase II. The first session focused on the evolving role of GDDS coordinators, followed by presentations by three GDDS coordinators commenting on their own experiences. The general discussion, however, expanded to broader issues of coordination which seemed to be a concern to many participants. It was agreed that the decentralized modular approach of

## II. STATISTICAL CAPACITY BUILDING - WORKSHOP

Phase II presented challenges to the role of GDDS Coordinator, and that a better effort should be made during the remainder of the project to keep GDDS Coordinators informed of modular activities and for TA missions to consult with the GDDS Coordinators. Much discussion ensued on the appropriate scope of coordination activities for the GDDS Coordinator and the most effective level of responsibility and agency affiliation, showing a wide range of experiences across countries and making a case in the end that each country is in the best position to choose these based on its own particular circumstances.

### Review of the first ten years of experience with the GDDS

A presentation was given providing a review of the first ten years of experience with the GDDS and recommendations for adapting to lessons learned, including a shifting of emphasis away from metadata toward data dissemination. One of the initiatives that would serve to support such a change in emphasis is the National Summary Data Page (NSDP) and Advance Release Calendar (ARC), which have been pilot-tested in five project countries in the GDDS module. The NSDP and ARC were described and country representatives from Malawi and Zambia presented the results of the pilot projects in their countries. This was followed by a demonstration for individual project countries with sample electronic pages.

A lively discussion on the NSDP/ARC revealed several concerns about the additional demands the NSDP/ARC would place on staff, the need to include IT staff in the process, the main audience of the NSDP/ARC, the limitations on data to be included, and the clarity of the NSDP table with regard to periodicity. Countries which have participated in the pilot project responded. Malawi remarked that the additional demands on staff were not great, and that in the end time is saved because the NSDP takes care of answering most of the common inquiries that they receive from the public and main users in Malawi. The Seychelles, Uganda, and Zambia reported that IT staff are already included in their NSDP working committees. Namibia pointed out that there is already flexibility in the lines included in the NSDP, and the Seychelles said hyperlinks could also be used effectively to expand the coverage of the NSDP and make it a "one-stop-shop". Lesotho further suggested that the NSDP could be linked to MDG's and metadata. Uganda remarked that the NSDP process helped them to obtain more funds from the Ministry of Finance. The Gambia and Seychelles suggested adding an additional column to the NSDP indicating periodicity. The IMF agreed to this change.

### Regional cooperation

The theme of the third day was building better regional connections for improved knowledge sharing and cooperation, and closing the meeting with more clear vision of the way forward. A presentation by Ms. Hilka Vihavainen of Statistics Finland described the range of possible ways countries in a region can improve cooperation and coordination, and gave pertinent examples from the Nordic countries and others. The panel discussants from MEFMI and SADC then

elaborated on a number of approaches that are being used within their member states such as training, study visits, common software, census activities, and contact networks. The participants then gathered into three breakout discussion groups for west Africa, southern Africa, and east Africa. The outcomes of the group discussions were presented in a plenary. They consisted of issues related to the improvement of regional cooperation in their own region, concrete examples on how to harmonize data regionally with national accounts and poverty statistics in West Africa, learning activities in South Africa, and research activities in east Africa.

### Conclusion

The closing session generally served to underline some of the most notable areas of apparent consensus reached during the meeting. The host from South Africa, Mr. Howard Gabriels, Chairperson of the Statistics Council, expressed great satisfaction with the results of the meeting. He emphasized how well the modular approach of the project seemed to be working, but also advised that sustainability of results will depend on participating countries investing more of their own resources in statistics. The DfID representative was particularly pleased with the high level of discussion and the focus on substantive issues, which served to demonstrate the many concrete results from the project already achieved. The observers UNECA and PARIS21 appreciated the attention to regional issues and knowledge sharing, and recommended continued and enhanced activities to collaborate with other initiatives such as NSDS.



#### The World Bank's Approach to Statistical Capacity Measurement: The Missing Link

Floribert Ngaruko, The African Capacity Building Foundation

*This article is an excerpt from Ngaruko, F. (2008): "Capacity, Activity, and Capacity Utilization—The Missing Link in the World Bank's Approach to Statistical Capacity Measurement", Mimeograph, The African Capacity Building Foundation (ACBF); Harare: ACBF. This article does not necessarily reflect the views of the ACBF.*

In the March 2008 issue of the African Statistical Newsletter, Wingfield-Digby commented on the limitations of the World Bank's approach to statistical capacity measurement<sup>1</sup>. In this approach, countries are rated on three broad dimensions of statistical capacity including statistical practice, data collection activities, and statistical indicator availability using data publicly available. The author concluded that a country needs to continue to carry out data collection activities at regular intervals in order to maintain its performance as measured by the World Bank's indicator, and that some volatility in the measured statistical capacity characterizes the World Bank's ap-

<sup>1</sup> Wingfield-Digby, P. (2008): "Africa's STATS League – The Movers and Shakers 2006-2007" African Statistical Newsletter, Volume 2 Issue 1, p. 26-28.

## II. STATISTICAL CAPACITY BUILDING - WORKSHOPS

proach.

The cases of Nigeria and Libya illustrate these problems. According to the World Bank's indicator of statistical capacity, the score of Nigeria rose from 51 in 2006 to 62 in 2007, suggesting that statistical capacity would have improved by 22 percent over one single year. Over the same period, the score of Libya went from 41 in 2006 down to 31 in 2007, pointing to a decline in statistical capacity by 24 percent. Moreover, a closer look shows that these variations were overwhelmingly driven by changes in data collection activities only.

These figures raise several questions: Can actual statistical capacity be so volatile? Does the World Bank's statistical capacity indicator capture the relevant dimensions of statistical capacity? What does statistical capacity mean exactly? Which—if any—corrections are required for the World Bank's indicator to reflect more consistently statistical capacity?

If statistical capacity is simply considered to mean the resources of a statistical system to deliver its mandate (including, among others, human resources and infrastructure; financing and its characteristics; human resources management practices; computing facilities; transportation and communication systems' equipment; statistical practices; and regulatory framework) then it comes out that the World Bank's indicator is mostly driven by statistical activities and outputs, and marginally by actual capacity. Specifically, of the total of 25 components that the World Bank's indicator encompasses, as many as 19 components accounting for nearly 77 percent of the overall score relate to statistical activities and outputs<sup>2</sup>.

This poses a serious problem. Although they are related, statistical capacity and statistical activities/outputs are different, and the relationship between them is by no means linear. This relationship is affected by many factors, which determine different rate of utilization of capacity for different countries and at different times.

There is now a growing consensus that a society's capacity to utilize effectively and efficiently its capacity is a key aspect of this society's capacity per se, and that a society's effort to increase the rate of utilization of its capacity is capacity enhancement in its own right. As such, capacity utilization could then be considered as any other capacity resource. Yet, capacity utilization has a particularity, which owes to the fact that in specific circumstances, capacity utilization and overall capacity may evolve independently, or even antagonistically.

For example, after a period of low statistical activity during which only part of existing statistical capacity was in effective use, additional statistical activity and outputs may be taken up using dormant capacity rather than by acquiring fresh capacity. In such circumstances, the increase in statistical activity is totally absorbed by the increase in the rate of utilization of existing capacity without any impact on the overall mass of resources that the statistical system has at its disposal.

As such, the concept of capacity utilization provides a plausible ex-

<sup>2</sup> See Annex.

planation for the volatility of statistical capacity as measured by the World Bank's indicator. That is, such apparent volatility is partly a consequence of the fact that the World Bank overlooks capacity utilization and assumes that variations in statistical activity and outputs mean commensurate variations in statistical capacity. Actually, part of the variations in statistical activity may simply be absorbed by changes in statistical capacity utilization, implying that changes in statistical activity/outputs do not mean commensurate variations in capacity. This means that if during a given period the change in the rate of capacity utilization were higher than the percentage change in the statistical activity undertaken, then statistical capacity would have declined, not increased, during that period.

In fact a given statistical activity growth rate means commensurate change in statistical capacity only if the rate of capacity utilization remains constant during that period. This is the assumption that the World Bank implicitly makes, causing its approach to rely on a highly restrictive and unrealistic condition. Indeed, this condition is likely to be met in two particular circumstances, namely situations where existing capacity is in full use, and there is no possibility to further increase it, or dormant capacity exists but no actionable policy is available or possible to mobilize such unused capacity.

In such situations, a percentage increase in statistical activity undertaken would mean commensurate increase in statistical capacity since one would have, for example, to hire and train new staff, equip them with only fresh equipment to take up these additional activities. If existing capacity were not fully used, and actionable policy available or possible to mobilize (at least partially) the dormant capacity, then additional activity would translate in the use of all or part of the unused capacity, resulting in the new tasks being taken up without commensurate increase in statistical capacity.

In summary, this article identified two factors that explain the earlier mentioned limitations of the World Bank's framework for measuring statistical capacity. The heavy reliance of the World Bank's approach on statistical activities and outputs to the detriment of actual statistical capacity is the main reason why a country has to carry out statistical activities at regular intervals in order to maintain its score, while the overlook of capacity utilization explains the volatility in measured statistical capacity. The interactions between the two factors aggravate the bias of the World Bank's indicator: the heavier the reliance of the indicator on statistical activities and outputs, the higher the impact of the overlook of capacity utilization. Conversely, if the World Bank's approach properly took capacity utilization into account, then the impact of the indicator's emphasis on statistical activities and outputs would be more moderate.

Yet, given that the data internationally available to measure statistical capacity relate to statistical activities/ outputs much more than to statistical resources, the solution to the problem of the World Bank's indicator will likely be to work on estimating countries' statistical capacity utilization rather than to remove statistical activities/outputs from the indicator. This suggests that capacity utilization is the very missing link of the World Bank's indicator of statistical capacity.

## II. STATISTICAL CAPACITY BUILDING - WORKSHOP

### Annex: Components of the World Bank Indices of Statistical Capacity

I. Statistical Practice						
Indicators	1	0	Max	Weight		
1. National accounts base year	Within last 10 years or annual chain linking	Otherwise	1	10		
2. Balance of payments manual in use*	Balance of Payments Manual, the fifth edition	Otherwise	1	10		
3. External debt reporting status*	Actual or preliminary	Otherwise	1	10		
4. Consumer Price Index base year	Within last 10 years or annual chain linking	Otherwise	1	10		
5. Industrial production index	Produced and available from IMF	Otherwise	1	10		
6. Import/export prices	Produced and available from IMF	Otherwise	1	10		
7. Government finance accounting concept*	Consolidated central government accounts	Otherwise	1	10		
8. Enrolment reporting to UNESCO	Annual or missed reporting only once in the last 4 years	Otherwise	1	10		
9. Vaccine reporting to WHO*	Nationally reported data on measles vaccine cover-age consistent with WHO estimates	Otherwise	1	10		
10. IMF's Special Data Dissemination Standard*	Subscribed	Otherwise	1	10		
					Maximum total score: 100	

II. Data Collection					
Indicators	2	1	0	Max	Weight
1. Periodicity of population census	≤ 10 years		Otherwise	2	10
2. Periodicity of agricultural census	≤ 10 years		Otherwise	2	10
3. Periodicity of poverty related surveys (IES, LSMS, etc.)	≤ 3 years	≤ 5 years	Otherwise	2	10
4. Periodicity of health related surveys (DHS, MICS, Priority survey, etc)	≤ 3 years	≤ 5 years	Otherwise	2	10
5. Completeness of vital registration system*	Complete		Otherwise	2	10
					Maximum total score: 100

III. Statistics Availability						
Indicators	3	2	1	0	Max	Weight
1. Periodicity of income poverty indicator	≤ 3 years	≤ 5 years	> 5 years	Otherwise	3	5
2. Periodicity of child malnutrition indicator	≤ 3 years	≤ 5 years	> 5 years	Otherwise	3	5
3. Periodicity of child mortality indicator			National or international estimates available	Otherwise	1	5
4. Immunization indicator			Annual	Otherwise	1	5
5. HIV/AIDS indicator			National or international estimates available	Otherwise	1	5
6. Periodicity of maternal health indicator	≤ 3 years	≤ 5 years	> 5 years	Otherwise	3	5
7. Periodicity of gender equality in education indicator	≤ 3 years	≤ 5 years	> 5 years	Otherwise	3	5
8. Primary completion indicator			At least one observation in the last 5 years	Otherwise	1	5
9. Access to water indicator			National or international estimates available	Otherwise	1	5
10. Periodicity of GDP growth indicator	Annual	≤ 1.5 years	> 1.5 years	Otherwise	3	5
					Maximum total score: 100	

Source: World Bank.

\* Components non-related to statistical activities and outputs.



## II. STATISTICAL CAPACITY BUILDING - WORKSHOPS

### Implementation of International Recommendations for Distributive Trade Statistics in African Context

Andry Andriantseheno and Denise Lievesley, African Centre for Statistics

The African Centre for Statistics of the UNECA in collaboration with the United Nations Statistics Division ran a four day workshop from 27 to 30 May 2008 in Addis Ababa, Ethiopia, on "Implementation of International Recommendations for Distributive Trade Statistics in African Context: Challenges and Good Practices". Statisticians from fifteen African countries attended, demonstrating the importance that these governments attach to the improvement of distributive trade statistics in support of the compilation of national accounts statistics and statistical development in general.

The main purposes of the workshop were:

- (a) to present and discuss the International Recommendations for Distributive Trade Statistics 2008 (IRDTS 2008) recently adopted by the thirty-ninth session of the United Nations Statistical Commission;
- (b) to review the state of distributive trade statistics compilation in African countries;
- (c) to identify the challenges and good practices in their collection, compilation and dissemination.

The workshop also contributed to the future preparation of manuals to provide practical guidance for compilers of distributive trade statistics.

The workshop was attended by seventeen participants from the following countries - Egypt, Ethiopia, Ghana, Kenya, Lesotho, Malawi, Mauritius, Mozambique, Namibia, Nigeria, Seychelles, South Africa, Tanzania, Uganda and Zambia - together with two staff members of UNSD and five staff members of ACS.

The Director of ACS, Professor Ben Kiregyera opened the workshop by highlighting that the importance of the measurement of distributive trade in relation to both poverty reduction and national development cannot be over-emphasized. He noted that in many African countries, retail trade, wholesale trade and transportation represent a significant proportion of economic establishments in the business register, hence the need for quality, timely and cross-nationally comparable data on distributive trade.

The collection of quality distributive trade statistics (DTS) is recognized as the first step in compilation of national accounts and quality DTS are essential for balancing the GDP production side at basic prices with the GDP expenditure side at consumer prices.

The International Recommendations for Distributive Trade Statistics are fully harmonized and derived from the concept of the 1993 SNA and the workshop provided a refresher course on the 1993 SNA, as well as reviewing the specific compilation of accounts for wholesale trade, retail trade and transportation.

The workshop presented and discussed the specific issues of DTS and the new International Recommendations for Distributive Trade

Statistics 2008, which provides a comprehensive methodological framework, consistent with the 1993 SNA, for the collection, compilation and dissemination of distributive trade statistics. As such, the workshop could be viewed as a forum for discussion on the general applicability of these recommendations, having in mind that they are not intended to be prescriptive but rather the intention is that they should be implemented by national statistical offices in ways appropriate to their own circumstances, taking into account identified user needs, resources, priorities, and respondent burden.

The motivation for the workshop constituted a very applied approach to working together to improve the quality and use of distributive trade data. There were frank exchanges of experiences amongst the participating countries resulting in the creation of a strong supportive group of statisticians who continue to have contact with one another and with the ACS and UNSD even after this four-day workshop ended.

It was acknowledged that many African countries encounter serious difficulties in their efforts to compile distributive trade statistics. These issues are not only related to poor resources, both human and financial, but also to other aspects of statistical organization, such as the lack of up-to-date frames for statistical surveys, infrequency of surveys of distributive trade units, low response rates affecting the accuracy of the obtained estimates; unsatisfactory coverage of the informal sector units engaged with distributive trade activity.

The workshop strongly supported the implementation of an integrated approach to the compilation of distributive trade statistics for various types of economic units and activities for the achievement of: (i) greater harmonization of the recommendations for distributive trade statistics with the other recently updated international statistical standards such as the International Recommendations for Industrial Statistics 2008, the System of National Accounts 1993, Rev.1, ISIC, Rev.4, and CPC, Ver.2.; (ii) greater standardization of concepts and definitions, methods and procedures utilized for the common features in economic surveys; (iii) reduced financial and response burden.

The workshop recommended that economic surveys, or in some cases economic censuses, in combination with information derived from administrative data sources should be the foundation for the successful compilation of distributive trade statistics in the region. It was agreed that sound statistical techniques in sampling and data processing should be applied

The workshop further recommended to African countries that all possible means are employed to strengthen the existing, or to establish a new, business register incorporating information from the latest economic censuses, administrative registers and statistical surveys. The development of systematic updating programmes should be considered the highest priority and a necessary precondition for the efficient organization of economic statistics programmes in order to support the implementation of an integrated approach to economic statistics by African countries.

□

## II. STATISTICAL CAPACITY BUILDING - WORKSHOP

Workshop on MDG Monitoring, Kampala, 5-8 May 2008

Francesca Perucci, United Nations Statistics Division

A workshop on MDG Monitoring was held in Kampala, Uganda, from 5-8 May 2008. This workshop was organised by the United Nations Statistics Division (UNSD), in collaboration with the United Nations Economic Commission for Africa (UNECA) and the Secretariat of the Southern African Development Community (SADC). It was hosted by the Uganda Bureau of Statistics at the Statistics House in Kampala.

It was organized as part of the Development Account project "Strengthening statistical capacity-building in support of progress towards the Internationally Agreed Development Goals in the Southern African Development Community (SADC) region", with participation also extended to African countries outside SADC. National Statistical Offices of 16 African countries and several international agencies were represented.

Since the first annual report on the progress in relation to the MDGs was submitted to the General Assembly in 2002 at its request, shortcomings in the available data have been a preoccupation of the statistical community. Lack of data from the poorest countries and inconsistencies across sources may compromise the adequate assessment of progress in some areas, and undermine the overall development efforts and the formulation of necessary policies. Also inconsistencies and data gaps may seriously jeopardize monitoring efforts. Inconsistencies between national and international data, and across international sources, raise doubts about the reliability of statistics among policy makers and may create conflicts between national statistical authorities and government officials. Improved coordination of the international statistical system and the delivery of clear consistent messages from the international community on progress and priorities that need to be addressed are prerequisites for the success of the MDGs.

The Inter-Agency and Expert Group (IAEG) on Millennium Development Goal Indicators has made efforts to address the concerns raised by countries at the Statistical Commission and in other fora where the quality of MDG data has been discussed. The workshop was one of the first initiatives to implement the recommendations made by international agencies and the country members of the IAEG.

The main objectives of the workshop were to:

- 1) Develop guidelines on how to improve coordination within national statistical systems to better respond to national and international monitoring requirements;
- 2) Review discrepancies between national and international sources for MDG indicators and identify data gaps;
- 3) Establish strategies for dealing with data discrepancies and data

gaps at the national and international level;

4) Review the new indicators recently incorporated into the MDG framework and their metadata;

5) Review and discuss the use of administrative records and sub-national sources for monitoring the MDGs at the sub-national level.

Mr. John Male-Mukasa, Director of the Uganda Bureau of Statistics, opened the meeting and welcomed the participants. Professor Ben Kiregyera, Director for African Centre for Statistics, in his introductory remarks warned that a large part of the continent was at risk of failing to achieve all of the MDGs. He welcomed the initiative by the UN Secretary-General to establish a Steering Group for MDGs in Africa to accelerate progress towards the goals and noted the importance of having a thematic group on the development of statistical systems among the thematic clusters for scaling up interventions to achieve the MDGs. Noting the rise in statistics' profile globally, he stated that statistics were being used to drive the outcomes that policies were meant to achieve. This in itself, he remarked, was a significant move from the traditional role that consisted only of the measurement of outcomes. Prof. Kiregyera also commended UNSD for its technical leadership that had resulted in improved products and services that were currently being offered by national statistics offices around the world.

His Excellency Mr. Percy W. Misika, Food and Agriculture Organisation country representative, spoke on behalf of the UN system in Uganda and pointed out that achieving the MDG goals in Africa held the promise of saving many lives and added that the availability of good statistics would be central in ensuring success in achieving the MDGs.

Ms Francesca Perucci, from the UN Statistics Division, noted the progress that has been made in the establishment and use of the MDG indicator framework. The MDG framework, based on established principles and practices of official statistics, has become widely accepted and used in national, regional and international programmes for monitoring and evaluating the implementation of the MDGs. It is now widely recognized that monitoring is a key component of development efforts and that systematic and sustained tracking of progress is a necessary condition for the achievement of the goals.

The UN Statistics Division was also represented by Mr. Jacob Zewoldi and Ms. Maria Martinho. Colleagues from international agencies and members of the Inter-agency and Expert Group on MDG Indicators participated in order to review and discuss data discrepancies between national and international sources and provide an overview of agencies' work on the MDG indicators under their responsibility. The World Bank was represented by Mr. Johan Mistiaen who was the resource person on poverty indicators. Mr. Rolf Luyendijk from UNICEF presented the work of the Joint Monitoring Group on Water and Sanitation and reviewed data issues related to the two MDG indicators on access to safe drinking water and sanitation. Mr. Edilberto Loaiza, also from UNICEF, was the resource person on the

## II. STATISTICAL CAPACITY BUILDING - WORKSHOPS

child mortality indicator. Mr. Said Ould Voffal, from UNESCO assisted country participants on the review of education indicators.

The work over the four days resulted in a set of recommendations to further promote improvements in the production of MDG indicators and reconcile international and national monitoring (See below). The recommendations will be presented to the next meeting of the IAEG on MDG Indicators and to the 4th Steering Committee of the SADC Development Account project for the improvement of data for the MDGs.

### Recommendations of the workshop

1. NSOs should work with all stakeholders in the National Statistical System (NSS) to:
  - a) Improve data management, archiving, analysis, dissemination and usage, including computerizing administrative records;
  - b) Improve coordination of statistical production, networking and information sharing amongst stakeholders;
  - c) Promote statistical advocacy at all levels;
  - d) Involve experts from all relevant sectors in the planning and designing of data collection and data analysis.
2. NSOs should provide technical assistance and guidelines to line ministries and other data producers on statistical production.
3. NSOs should work with relevant national authorities to prioritize MDG indicators according to their relevance to national needs and circumstances.
4. Countries should establish a national coordination committee for MDG monitoring.
5. NSOs should take the initiative to coordinate the NSS, when the Statistics Act does not already specifically assign this authority to any other institution or body (eg. Statistical Board or Committee or Council).
6. NSOs should have the authority to verify and validate the data used for MDG indicators produced by other national agencies.
7. UNECA, UNSD and other development partners should promote the development and setting up of vital and civil registration systems, while countries should put in place the legal frameworks and motivate the population to register vital events—in particular births and deaths.
8. NSOs and development partners should promote integrated statistical activities—in particular integrated household survey programmes—as an important source of MDG indicators.
9. Development partners should use, and countries should encourage, basket funding, in order for countries to be able to prioritize their activities according to their national planning needs and improve the effectiveness of donors' assistance.
10. International organizations, when financing any statistical activities in the country, should always involve the NSO and other relevant national offices and agencies.
11. International organizations should ensure that while conducting their internationally sponsored survey programmes they also focus on enhancing statistical capacity of countries. All national surveys should be owned by countries regardless of who sponsors them.
12. Countries should take the lead in conducting all surveys, while making an effort in adopting international MDG monitoring standards and methods to allow compatibility and comparability (eg. MICS and DHS).
13. Countries should be involved in the development of concepts, definitions and methodologies and in the setting up of any guidelines for MDG monitoring.
14. International organizations should make all their methodological publications available to NSOs and other producers of statistics in countries and ensure that adequate national capacity is built in countries to make definitions and classifications at national and international levels compatible.
15. International organizations should consult country statisticians and other experts before the release of any imputations and estimates (eg. Measurement of child mortality, access to water and sanitation, etc.)
16. NSOs should make an effort to harmonize definitions and classifications used in different data collection instruments over time and between national and sub-national levels.
17. NSOs should ensure that any methodological development—such as the Principles and Recommendations for the Population and Housing Census Programme—are reconciled with the production of MDG indicators. (eg. Refining the definitions used).
18. Country participants took note of the process for the selection of the new indicators and requested that in the future countries be fully involved.
19. Countries should take note of the new MDG indicators and make an effort to ensure the availability of the necessary data.
20. UNSD in collaboration with development partners should provide the necessary assistance to countries to produce the new indicators.
21. UNECA, in collaboration with UNSD, should establish a profile of censuses, surveys and other key statistical activities of countries in the region and share the information with other international organizations and stakeholders.
22. The UN Population Division should initiate consultations with countries on the updating of the population estimates.
23. The World Bank should be fully transparent on the data and methodology used for the calculation of the 1USD-a-day poverty measure, and ensure that the 1USD-a-day poverty concept and interpretation are well adhered to.
24. Regional and sub-regional organizations should establish repository systems for MDG indicators—including data and metadata—to promote harmonization of standards and definitions and international comparability (eg. SADC, ECOWAS, etc.)



### III. STATISTICAL DEVELOPMENT - SELECTED AREAS

#### Expanding the Frontiers of Official Statistics for Achieving MDGs in Africa

Prof. E. M. Koffi-Tessio, University of Lome, Togo and Chair of Statnet (ACBF)

Over the past 10 years, strong political commitments have been made on the continent to address persistent development challenges such as endemic poverty. The adoption of the *New Partnership for Africa's Development (NEPAD)*, the *Millennium Development Goals (MDGs)*, the *Declaration on Democracy, Political, Economic and Corporate Governance and Monetary Consensus* re-emphasises and highlights the role and the utility of statistics in the development process. The changing thinking and adherence to "results agendas" involve focusing on performance and the achievements of outputs, outcomes and impacts.

The continuous quest for accountability and for better governance imposes on National Statistical Systems (NSSs) the provision of better statistics consistent with both the changing demands and supply requirements. This trend requires both the ability of national stakeholders to demand and effectively use statistics for policy design and analysis (statistical demand capacity) and to produce quality statistics timely, adequately and sustainably (statistical supply capacity).

Official statistics as the backbone of the public information architecture are one of the cornerstones of good government and public confidence. Official statistics produced by government agencies inform debate and decision-making both by governments and by the wider community.

In the past, official statistics were confined to rather narrow traditional development agendas, an approach which seems limited today in view of the expanded development agenda and the complexity of poverty issues mostly in developing countries. Thus ideally official statistics should encompass not only economic and finance statistics (incorporating agricultural and business data) but also social and demographic statistics.

The rapid change in statistical demand patterns, coupled with the changing environment, requires a profound revision of old approaches and methodologies. It also requires the development of a new culture of "good governance of statistics" i.e. of statistical management system involving, more than ever before, strategic planning and thinking. The ongoing institutional reforms and capacity building efforts on the continent through the implementation of the National Strategy for the Development of Statistics (NSDS) witnesses this determination.

Consequently, it is timely that existing capacity building (human and institutional) programmes on official statistics and statistical management be revised in order to respond to these pressing demands. The required institutional and structural transformation calls for the

production of demand driven statistics and the design of effective and efficient training programmes both responsive to the expressed needs and consistent with the rapid development of ICTs.

To what extent the increasing demand for better statistics will be met in developing world? One thing is sure : the accelerated demand for better statistics in recent years has put a lot of pressure on already fragile and underperforming NSS in many African countries. Unfortunately funding of NSS has not kept pace with statistics demand, and the demotivation and demobilisation of limited qualified personnel contribute negatively to poor performance of its delivery systems.

The implementation of the MDGs calls for the need to expand the scope of official statistics to cover new specific areas such hunger, environment and climate change, gender disaggregated statistics and HIV/AIDS statistics.

After more than a decade implementation of the Fundamental Principles on Official Statistics, it is timely to revisit the old agenda and set up a new one for official statistics. The Millennium Development Goals (MDGs) may be an entry point framework to set out this new agenda for official statistics.

Recent and upcoming events such as the Conference on Climate Change and Official Statistics in Oslo, Norway, 14-16 April 2008; the Conference on Economic Statistics for a Global Agricultural Economy: The Role for an Alliance of Professional Societies to be organized by the American Association of Agricultural Economics, July 26, 2008, Orlando, Florida (USA); the Conference on Reshaping Official Statistics to be organized by the International Association for Official Statistics (IAOS) in China during the period of 14-16 October 2008 corroborate these trends. It is a real challenge for all of the stakeholders in the production-consumption channel of official statistics. It is a real challenge! It is our collective responsibility to respond!



#### Improving the Implementation of the SNA 1993 in Africa

Michel Mouyelo-Katoula, AfDB

#### Background

Current development policies emphasize sound macro-economic management, poverty alleviation and progress towards the Millennium Development Goals. In light of these policy priorities, countries are urged to collect new data sets to support policy formulation and program design, and also to monitor trends. The International Comparison Program has been used as one innovative element of this broad policy direction.

The primary purpose of the ICP is to generate relevant Purchasing Power Parity (PPP) data to convert GDP -- and its sub-aggregates

### III. STATISTICAL DEVELOPMENT - SELECTED AREAS

reported in different currencies -- into a standard common currency that equalizes the real purchasing power of each of the currencies. In effect, such PPP conversion rates revalue observed national expenditures at a common set of average international prices, mirroring the time-series indexes that measure changes in volume over time at constant prices.

As part of the 2005 ICP, the African Development Bank has managed and coordinated the ICP-Africa. Broadly, the nature of data sets required for ICP computations are: (1) price information based on well-defined specifications, and (2) a detailed breakdown of GDP in order to create expenditure weights covering 200 Basic Headings.

Basic Headings represent the most detailed expenditure estimates covering groups of homogenous products. The responsibility for providing the expenditure estimates according to the desired classification lies with each country's national statistical office. For most African countries, the GDP numbers are calculated from the output side. Expenditure estimates are weak and often built with household consumption calculated as a residual, even though it accounts for approximately two-thirds of GDP. Indeed, many countries have lacked the capacity to collect basic data essential to measure consumption directly and worse still lack the basic data to compile a full set of national accounts.

Without a PPP adjustment of the national accounts, comparisons are distorted and monitoring relative progressive becomes close to impossible. Accordingly, from the perspective of the ICP, a key and critical requirement is that countries take steps to improve their national accounts. This has started under the ICP-Africa where the first priority was to develop a clear strategy for improving the availability of basic economic statistics, along with a refinement of the system of price collection with ICP requirements more closely integrated.

#### Objectives

The first priority of the ICP-Africa in terms of national accounts is to develop a general framework, and also concrete and step-by-step guidelines to help countries produce the required expenditure weight data for ICP 2005. The idea is to facilitate the adoption of such measures in the production of standardized, reliable and timely regional national accounts statistics. The preference for greater detail of expenditure (200 basic categories) provides more scope to improve the reliability of the national account estimates. The extra effort required to develop the additional details of GDP expenditures is also commensurate with long-term data quality improvement objectives. The African Development Bank (AfDB) has supported 49 countries in this respect, only one of which (Seychelles) has not engaged in compiling their detailed estimates of GDP components.

#### ICP-Africa and National Accounts

Breaking down Gross Domestic Product (GDP) within the framework of ICP in Africa was a good capacity building exercise. It helped bring

together all participating countries, assess their level of the 1993 SNA implementation, propose appropriate method to each country according to its status, gave opportunity to all countries to learn from each other, and help build up a regional national accounts team.

The main framework of this exercise was the Supply and Use Table (SUT) and those countries which have computed SUT or at least Input-Output Tables made it with fewer difficulties than others.

The exercise consisted in breaking down the GDP total figure in the different sub-aggregates of the ICP-Africa Classification namely categories, groups, classes, and basic headings. To this end, a methodology on GDP breakdown has been developed in a participatory manner which involved the regional member countries and sub-regional organizations (AFRISTAT, COMESA, ECOWAS, and SADC), under the coordination of the AfDB.

The project had unfolded in five distinct phases. The first three phases were geared towards meeting the short term goal of preparing detailed expenditure weights for countries taking part in ICP-Africa. Phases 3 and 4 have addressed medium to long term goals of building capacity.

**Phase 1: Diagnosis.** This involved a pilot study in 10 African countries, with the aim of preparing an inventory of current practices in data collection procedures, including gaps and shortcomings in existing national accounts data, and benchmark adjustments. The countries selected for this study are Ethiopia, Uganda, Zambia, Angola, Malawi, Zimbabwe, Senegal, Benin, Tunis, and Mali. This stage called for extensive discussions with country statistical offices and other country experts, and a critical review of existing documents including the way they are referred to and complied with.

**Phase 2: Preparing Guidelines.** Once the analysis and diagnosis was complete, the next step was to prepare concrete and step-by-step guidelines and a work plan to help guide the implementation process in other countries. This task included:

- developing a road map and uniform standards designed to systematically organize a coherent approach for data collection/retrieval and improvements;
- analyzing the issues and providing specific recommendations, taking into account the practical possibilities of their implementation, and the consistency requirements of national, regional and global programs;
- preparing a 200-basic heading classification as for ICP purposes, the most important classifications are those relating to expenditure. In particular, the Classification of Individual Consumption by Purpose (COICOP) has provided a good framework for dividing individual consumption expenditure by households into more than 100 Basic headings. Similarly, the Classification of the Functions of Government (COFOG) has provided the framework for Government expenditures (Individual and Collective). The other large component of

### III. STATISTICAL DEVELOPMENT - SELECTED AREAS

GDP, Gross Fixed Capital Formation (GFCF), is classified by type of asset on which expenditures were incurred such as construction and equipment.

- formulating a strategy to take full advantage of available administrative data to measure fully the totality of economic activity;
- identifying and considering means to access new data sources;
- ensuring that there are effective mechanisms for stakeholder consultation and feedback;
- developing a 6-month work plan for the implementation of the recommendations. The work plan included a written description of tasks to be performed accompanied by a visual representation of the time-line showing tasks, milestones and deliverables; and
- assembling representatives of 49 countries in a series of workshops.

**Phase 3: Regional Workshops.** Given the lack of capacity on the ground, implementing recommendations and guidelines has presented challenges. It was not sufficient to merely provide participating countries with general specifications and guidelines. This phase involved organizing regional workshops to promote the systematic adoption of the standardized methodologies, important from the point of view of improving cross-country comparability. The first round of workshops aimed to impart training, with a clear practical orientation, to national accounts statisticians from 49 participating countries.

**Phase 4: Technical Assistance.** The AfDB has provided technical assistance to participating countries so that they can embark on the compilation of expenditure weights. This involved visits to countries to help national experts with problems encountered during the processes of data collection, retrieval and processing. This was followed by a second round of workshops in the form of "clinics" where country representatives presented their preliminary outputs, exchanged experiences and shared best-case practices.

**Phase 5: Medium to Long-term Goals.** The findings and recommendations of the many workshops on National Accounts have been used to meet longer term objectives of improving the quality of national accounts data. Achieving this broadened vision of ICP as a catalytic program has demanded that the program takes account of the need to strengthen country capacities. Indeed, it has been seen in the wider context of promoting the availability of policy-relevant data. This includes the AfDB's support to countries for the implementation of surveys on non profit institutions serving households (NPISH) and other non profit institutions (NPI).

#### The Way Forward Strategic Principles

To implement the agreed medium to longer term goals, countries,

sub-regional organizations (SROs), ECA and the AfDB, as well as other international partners that recently met in Lusaka have reached agreement on the following principles:

- Methodologies for common activities to be developed in a participatory manner;
- ICP as a consolidation, convergence, comparative, cross-fertilization and validation and participatory framework;
- Regular assessment of the progress of the implementation of existing recommendations: no additional recommendations;
- Statistical Training Centres include training on PPP compilation methodology and economic analysis in their training programmes;
- Preparation of a revised metadata questionnaire for subsequent reference; and
- Cross-country review of metadata questionnaire.

#### The African Group on National Accounts (AGNA)

The African Group on National Accounts (AGNA) has been established under the StatCom-Africa, and has held its first meeting in Lusaka, Zambia. The ToRs of the AGNA include the preparation of a strategy for the implementation of the SNA 1993. The strategy is in its conceptualization phase and will cover the period 2009-2011. It includes 16 strategic items as shown in the Timeframe for the Preparation of the Strategy below. It will leverage on existing national accounts activities, including surveys being conducted in several countries on NPISH.

#### AGNA Recommendations

The AGNA has recommended the following:

##### To countries:

- Provide 2007 GDP estimates to their respective SROs with copy to AfDB;
- Advocate for support for the development of national accounts;
- Complete surveys on NPISHs; and
- In as far as possible, the contribution of the private sector must be made distinct in national accounts.

##### To SROs

- Follow up on their respective countries.

##### To AfDB

- Organise the next meeting of the African group on national accounts: 3 working days - 02-04 July, 2008, in Tunis, Tunisia;
- Continue to provide technical assistance and put in place

### III. STATISTICAL DEVELOPMENT - SELECTED AREAS

necessary means to promote the development of national accounts on the continent;

- Harmonise its objectives and interventions with those of the SROs; and
- Provide support to ECOWAS in their preparation of a seminar on national accounts initiated under the ICP.

#### To AfDB, ECA and AU

- Jointly coordinate a regional project on 1993 SNA implementation led by AfDB.

#### Timeframe for the Preparation of the Strategy

Items	Deadline	Task Manager	
1.	List of National Accounts Focal Points (African NA Network)	30/05/08	AfDB
1.1	Draft of the list (1st draft and email to countries and SROs)	15/04/08	AfDB
1.2	Corrections of the list and return to AfDB	30/04/08	Country and SROs
1.3	Finalization and dissemination to all countries and SROs	30/05/08	AfDB
2.	Finalization of the countries and SROs' reports	30/04/08	Country, SROs
3.	Compilation of 2003-2007 time series of GDP (uses) for the countries which did not attend the workshop and sending of the data to AfDB	30/04/08	Country and SROs
4.	Support to SROs for the implementation of the recommendations of the workshop	31/05/08	AfDB
5.	Compilation of accounts (all GDP aspects) for the period 1990 to 2007	31/05/08	Country and SRO
5 1	Follow-up of countries and national accounts data centralization	20/05/08	SROs
5 2	Forwarding data to the AfDB with copy to all the network	31/05/08	SROs
6.	2nd meeting of the African Group on National Accounts (AGNA)	July 2-4, 2008	AfDB
7.	First version of the results-based logical framework of the African strategy of implementation of the revised SNA 93 This matrix defines the programming framework of the implementation of the revised SNA 93 in Africa (strategic axes, principal activities, poles of action: regional (AfDB, ECA, AUC), sub regional (REC), and national (country).	31/05/08	AfDB

8.	Validation of the matrix of the results-based logical framework: August 2008	31/08/08	GNA
9.	Meeting on validation of the time series of the GDP (all aspects)	Before Sept. 08	AfDB
10.	Development of a Regional Project of National Accounts (the cost of the implementation of the revised SNA will be based on the information in the results-based logical framework)	Before seven. 08	A G N A ( A f D B , ECA, AUC, AFRISTAT, REC)
11.	Development of the list of standards tables to be used for the revised SNA 93 national accounts, by category of countries	Before sep. 08	AGNA
12.	Support to fragile States	31/12/08	AfDB, ECA, CER, AFRISTAT
13.	Launching of the implementation of the revised SNA 93	01/01/09	A G N A , country

#### Other strategic aspects

In addition to the above, the AfDB has prepared and submitted to the IMF and the World Bank a strategy to join their efforts in the support to the implementation of activities that will be included in the AGNA strategy. The main aspects in the proposed AfDB/IMF/AfDB collaborative strategy include:

1. Underline the convergence role of SNA;
2. Develop dual relationships between basic data sets and national accounts systems;
3. Help streamline National Accounts in country's statistical activities;
4. Help consolidate N.A. processes;
5. Refrain from externalized N.A. estimates;
6. Encourage multidisciplinary in N.A. processes;
7. Help streamline N.A. in NSDSs;
8. Coordinate international support to countries;
9. Help facilitate N.A. review processes;
10. Provide coordinated support to sub-regional organizations;
11. Help develop metadata system;
12. Help unify GDDS & SNA metadata into a comprehensive metadata report;
13. Provide support to N.A. forecast; and
14. Help Statistical Training Centres align their training curricula with major reference frameworks, including the SNA system.



### III. STATISTICAL DEVELOPMENT - SELECTED AREAS

Country Status for 1993 SNA after 2005 ICP - Africa

Country	UN Minimum Requirements related to the implementation of the 1993 SNA	The production boundary revised in compliance with the 1993 SNA	GDP related tables and accounts are compiled using 1993 SNA requirements on supply and use tables	Have shifted from 1968 SNA to 1993 SNA
Angola	0	1	1	1
Benin	1	1	1	1
Botswana	1	1	0	1
Burkina Faso	1	1	1	1
Burundi	1	1	1	1
Cameroon	1	1	1	1
Cape Verde	1	1	1	1
Central African Republic	1	1	1	1
Chad	1	1	1	1
Comores	0	0	0	0
Congo	1	1	1	1
Cote D'Ivoire	1	1	1	1
Democratic Rep Of Congo	1	1	1	1
Djibouti	1	0	1	1
Egypt	1	1	1	1
Equatorial Guinea	-	-	-	-
Ethiopia	1	1	0	0
Gabon	1	1	1	1
Gambia	1	1	0	0
Ghana	0	0	0	0
Guinea	1	1	1	1
Guinee Bissau	1	1	0	1
Kenya	1	1	0	1
Lesotho	1	1	0	1
Liberia	1	1	1	1
Madagascar	0	1	1	1
Malawi	1	1	1	1
Mali	1	1	0	0
Mauritania	1	1	1	1
Mauritius	1	1	1	1
Morocco	1	1	1	1
Mozambique	1	0	1	1
Namibia	1	1	1	1

Niger	1	1	1	1
Nigeria	1	0	0	1
Rwanda	1	0	0	1
Sao Tome And Principe	1	1	1	1
Senegal	1	1	1	1
Sierra Leone	1	0	0	1
South Africa	1	1	1	1
Sudan	1	1	1	0
Swaziland	0	0	0	0
Tanzania	1	1	1	1
Togo	0	1	1	1
Tunisia	1	1	1	1
Uganda	1	1	1	1
Zambia	0	0	0	0
Zimbabwe	1	1	0	1
Total	40	38	32	39

Summary SNA Status in Africa

	BEFORE 2005 ICP - AFRICA	AFTER 2005 ICP - AFRICA
The production boundary revised in compliance with the 1993 SNA	24	38
Comply with Supply and Use Tables Requirements	16	32
Have shifted from 1968 SNA to 1993 SNA	25	39

**Note:**

Somalia, Algeria, Eritrea, Seychelles and Libya are not included in the tables above.



## Statistical Fraternity in Africa wish ECA a new Post-Golden Jubilee era



### III. STATISTICAL DEVELOPMENT - SELECTED AREAS

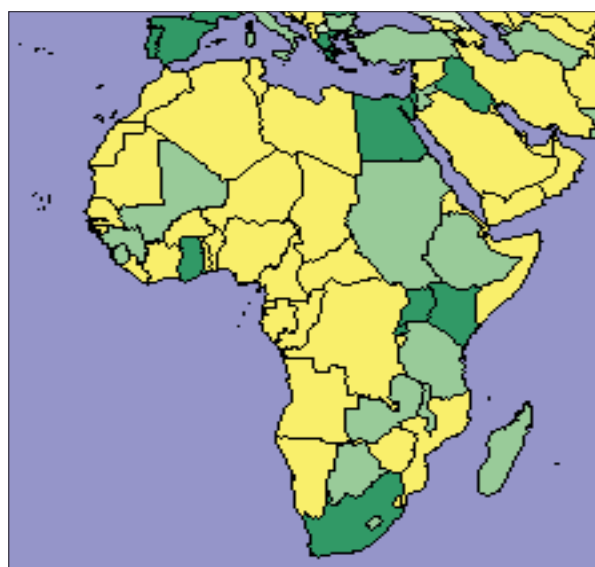
**Integrated Microdata Samples for 111 Censuses Free to Accredited Researchers**

Robert McCaa, University of Minnesota Population Center, USA

The Integrated Public Use Microdata Series (IPUMS) international is an integrated series of microdata samples from 1860 to present housed at the University of Minnesota Population Centre. It aims at collecting, preserving and distributing census data from around the world, harmonizing data and disseminating the data free of charge to accredited researchers. This article presents the current status of the participation of African countries in the IPUMS international project.

Thanks to the cooperation of the Central Agency for Public Mobilization and Statistics (CAPMAS) and Ghana Statistical Services, integrated samples for the 1996 census of Egypt and the 2000 census of Ghana are now available to accredited researchers from IPUMS International web-site: <https://international.ipums.org> Integrated census samples for Kenya, Rwanda, South Africa and Uganda are also available, along with those of 29 countries beyond Africa (see table and map).

Statistical offices of African countries that have not yet joined the IPUMS global initiative are cordially invited to contact Prof. Robert McCaa at the University of Minnesota ([rmccaa@umn.edu](mailto:rmccaa@umn.edu)). Additional details are available at [www.hist.umn.edu/~rmccaa/ipums-global](http://www.hist.umn.edu/~rmccaa/ipums-global).



Light Green = Microdata entrusted  
Dark Green = Samples launched

and dissemination. 18 African statistical agencies have endorsed the project memorandum of understanding and entrusted microdata to the Minnesota Population Center, including, in addition to the six countries listed above, Botswana, Ethiopia, Guinea (Conakry), Lesotho, Madagascar, Malawi, Mali, Mauritius, Sierra Leone, Sudan, Tanzania, and Zambia. World-wide, more than 80 statistical offices, encompassing almost 80% of the world's population, have joined the IPUMS initiative. Although, at present, African statistical institutes are relatively under-represented, the National Science Foundation (USA) advisory board strongly supports a concerted effort to attract widespread participation by African official statisticians and academic researchers.

Benefits are many and costs are negligible. The project pays the official statistical agency a license fee of US\$5,000 per census dataset of one million or more person records and then disseminates integrated samples to researchers without charge. Official statisticians have the opportunity to associate with statistical agencies in a global initiative at project sponsored workshops, such as the upcoming meeting in Cairo (Oct. 11-16) and, in 2009, the 57th International Statistical Institute Biennial Convention in Durban, South Africa. Participation in IPUMS promotes transparency and builds trust. Integrated microdata facilitate high-quality research and fact-based policy making. The project places few demands on its partners. The integration work is performed by the Minnesota Population Center according to national practices and international principles. Both microdata and documentation are disseminated with minimal risk and maximum benefit. The project pays the costs of recovering historical censuses and promotes the highest archival standards for long-term preservation. Once the integration of the samples is completed, typically there is a surge in use of the microdata by stakeholders and top-ranked researchers as well as university students. Increased usage of expensive to collect

AFRICAN STATISTICAL NEWSLETTER  
BULLETIN D'INFORMATION STATISTIQUE AFRICAINE

Country and Census	Sample Density (%)	Person Records
Egypt 1996	10	5,902,243
Ghana 2000	10	1,894,133
Kenya 1989	5	1,074,098
Kenya 1999	5	1,407,547
Rwanda 1991	10	742,918
Rwanda 2002	10	843,392
South Africa 1996	10	3,621,164
South Africa 2001	10	3,725,655
Uganda 1991	10	1,548,460
Uganda 2002	10	2,497,449

Continent	Countries	Samples	Person records (millions)
Africa	6	10	23.1
Asia	8	17	52.9
Europe	10	31	37.2
Americas	11	53	149.8
Total	35	111	263.0

IPUMS projects consist of microdata recovery, integration of samples

### III. STATISTICAL DEVELOPMENT - SELECTED AREAS

census data is also an important benefit. Finally, IPUMS solves the problem of how to disseminate microdata by minimizing the risks to the national statistical offices for maximum benefit.

Researchers, once accredited, use the IPUMS site to obtain custom-tailored samples by country, census year, sample density, and variables. With over 250 million person records and thousands of variables, the IPUMS database is too large to simply download. Instead the IPUMS extract engine is used to “place an order”, much like ordering music or videos over the Internet. Once the extract is ready for delivery, the researcher is sent an email to download the extract. The researcher is then free to analyze the dataset using his or her own hardware and software. Statistical instructions are provided in three flavours—SPSS, SAS, and STATA—and researchers may import the data into any statistical package that reads ASCII files.

Complete documentation is readily available from the website. The IPUMS dynamic metadata system makes it possible for researchers to compare the wording, in English, of any question for any combination of census years and countries. Instructions to enumerators, obtained verbatim from the official training manuals, may also be compared in the same way. Researchers may easily compare concepts, definitions, and instructions for one or one hundred censuses simply by making a few selections. In addition, the original source documentation for each census is available in the official language, so that if there is any question about how the IPUMS team may have interpreted a particular word, phrase, sentence or an entire text, there are no obstacles to readily checking the integration work.

With more than 2,000 registered users, satisfaction is exceedingly high both for researchers and participating national statistical offices. Support by the National Science Foundation and the National Institutes of Health of the USA is sustained and unstinting. An African regional initiative, modelled after successful projects for Latin America (2003-2012) and Europe (2004-2009), is currently being organized with the new African Centre for Statistics. National Statistical Offices that are not presently associated with the project are invited to email the project coordinator.



#### Best Practice in Mainstreaming Sectoral Concerns into the National Strategy for the Development of Statistics (NSDS) during Design Process

O.O. Ajayi, AfDB Consultant

#### Introduction and Rationale

The rationale for mainstreaming sector concerns into the NSDS is to achieve uniform and balanced strengthening of the National Statisti-

cal Systems (NSS). Statistical development has often been focused on the National Statistics office (NSOs) to the neglect of the other producers of data whereas there is need for holistic development covering all the sectors and sub-national domains. This ensures that comprehensive statistics delivered to users to meet national, sub-national, sectoral and international needs.

#### Objectives

To mainstream sectors means systematic involvement and integration of the sectors in the design of their own strategic plans as building blocks for the NSDS. This also ensures joint implementation of the various plans. One objective is to adopt a common best approach (a model) to design such an integrated strategy. Another objective is to improve the quality of data needed to monitor and evaluate the poverty reduction strategies (PRS) as well as progress towards the Millennium Development Goals (MDG'S).

Countries, some with centralized statistical systems and some with de-centralised systems, are at different stages in developing an integrated NSDS. These stages include:

- Stage I - where sectors have not been mainstreamed and is the existing Statistical Master Plan is effectively only for the NSO;
- Stage II - where sectors have been partially mainstreamed in a de-centralized statistical system –here some sector concerns are addressed in the plan but only as a token;
- Stage III - where sectors have been partially mainstreamed without the sectors involvement in a centralized statistical system;
- Stage IV - when some sectors have been fully mainstreamed; and
- Stage V - where all the sectors have been fully mainstreamed.

Both Stages IV and V constitute good practice and IV is realistic and practical to achieve particularly where we have many Ministries, Departments and Agencies (MDAs) in a country. Stage V could eventually be accomplished over time by appropriate phasing of the involvement of the various sectors.

It is very important for countries to correctly assess the stages they have achieved so that they can plan the appropriate next steps for improvement with the objective of achieving a coordinated NSDS.

The suggestions for next steps relating to each of the stages are correspondingly:

- Stage I- conduct an integrated NSDS using the guide to planning a coordinated NSS.
- Stage II – review the NSDS document and mainstream sectoral strategies using the same guide
- Stage III – review and update the NSDS documents with sectors using the guide.
- Stage IV – phase in more sectors in planned stages also using the guide
- Stage V - begin to monitor and evaluate the NSDS implementation.

### III. STATISTICAL DEVELOPMENT - SELECTED AREAS

#### Integrating Factors and Process

It is important to consider coordination issues when mainstreaming sectors in the national statistical system and it may also be necessary to plan some activities on advocacy for statistics. An explanation of the NSDS concepts and principles will need to be targeted at the sector managements in order to seek their support. It can also be useful to issue a regular NSDS bulletin. It is important to empower actors by providing facilitation using consultants; set up working groups as a way of building consensus such as sector teams; empower all stakeholders and ensure that regular visits are paid to the sectors to give technical backstopping and to ensure that the timelines are strictly kept.

The NSDS team will coordinate and monitor the process ensuring that an analysis of the current status of the sectoral statistical system is carried out. This must cover the assessment of data needs, data quality, data sources, data production system, data management and dissemination, data use and cross-sectional products. This should be followed by Strengths, Weaknesses, Opportunities and Threats (SWOT) analysis, mandate analysis, stakeholders analysis and gap analysis. The exercise permits the identification of challenges relating to the agreement of strategic objectives and goals. Strategies can then be developed to tackle the challenges with an action plan. The sector plan will comprise strategies, statistics programme, capacity building programme plus budget preparation and financial plans.

Now that the sector strategy for the development of statistics (SSDS) is evolving, it is time to build partnerships among sectors as a base for integrating the sector strategies into NSDS.

A framework for this coordinated National Statistical System (NSS) will make the exercise easier to understand and will provide a guide in proper mainstreaming of the sector statistical systems into the NSS. This framework requires the definition of objectives, the approach to effective coordination and the strategies to be adopted to achieve the objectives.

Four key objectives have been identified as being critically essential, namely:

- Making more efficient use of resources;
- Improving the productivity of data management;
- Increasing the availability of quality data; and
- Raising the public profile for statistics.

Each of these objectives consists of five, two, four and one strategies respectively making a total of 12 strategies to adopt. This has been presented clearly within a framework ( see page 19 of the guide).

It is also best practice to establish a governance structure for the NSDS design process incorporating sectors. Sector committees work at sector level, are coordinated by the NSO (NSDS coordinator,

NSDS team) and report their progress to the head of the NSO. An inter-agency committee should also be put in place chaired by the head of the NSO to bring sectors together to review progress and share experiences. The head of the NSO and NSS should have the responsibility for reporting on progress.

Other issues requiring decisions should be taken to the steering committee. The steering committee should be made up of the heads of MDA's (Permanent Secretaries, Principal Secretaries, Chief Directors and Secretaries – General as the case may be across countries) with the head of the public service as chair. This body could forward important issues to the Council of Ministers (Cabinet) but will probably be able to resolve most issues. This ensures proper involvement of the top decision makers and political leadership in government in the NSDS process, in other words proper country ownership.

Consultants, whether national or international should facilitate and guide the process effectively. It is good practice that owners of the strategy are facilitated to draft the strategy document as it is usually the case that people support what they help to create. Consultants might be available to fine-tune the drafts so that a coherent and well-argued document will emerge.

Consultants might also be required to give guidance in strategic management and thinking; on statistical issues; on SWOT analysis; on planning systems such as Health Metrics Network (HMN) and international statistical initiatives. Consultants could also help in costing the plans and in any complex subject-matter area of statistics where there is not local expertise.

The process requires learning from documents and from other people's experiences and so actors should be encouraged to study and review documents including NSDS guide, mainstreaming sector statistical systems guide, Data Quality Assessment Framework (DQAF), Reference Regional Strategic Framework for Statistical Capacity Building in Africa (RRSF) etc. and supplementing these with study tours to countries where the process has been conducted well. There should also be peer reviews of the strategy documents.

As mentioned already, consensus building will be key to this process involving a number of design working groups (sector committees with membership across all operational departments of the sector plus NS, etc.). There should be partnerships among sectors and relevant sectors will need to come together to discuss cross-cutting issues so as to harmonize policies and data production programmes, adopt common human resource strategies particularly in respect to relevant training, agree on a common strategy and programme to improve Management Information Systems (MIS) and standardization of IT policy development and methodologies, concept and definitions.

Usually the SSDS/SSPS report will consist of a synthesis of assessments, a statistical work programme, the prioritization of statistics to

### III. STATISTICAL DEVELOPMENT - SELECTED AREAS

be produced, synchronization of statistical production schedule according to the needs of key users, capacity building, vision, mission and strategic action plan and an implementation plan with monitoring tasks.

The Sector Strategy/Plan should finally be presented to the sector stakeholders and sector management so as to prepare them for implementation and identify their various roles. It is good practice that sectors enter into Programme Performance Agreements with the NSO during implementation as a way of keeping to the implementation schedules and underpinning the orderly provision of data to all classes of users.

#### Reference

Mainstreaming sectoral statistical systems in Africa: A guide to planning a coordinated national statistical system (Nov. 2007)  
African Development Bank, Intersect, Paris 21



#### Upgrading vital and civil registration systems in Africa

Hassan Yousif, African Centre for Gender and Social Development,

#### Introduction

Civil and vital registration systems record the occurrence and characteristics of vital events (birth, death and causes of death, marriage, divorce, adoption, etc.) according to the laws, regulations and legal requirements of a country. They are continuous, complete and compulsory. The purpose of these systems is to provide legal records of civil and vital events, and to issue official cards and certificates, such as birth certificates and death certificates, which are legal documents recognized by the law of each country. Therefore, these registration systems are often tasked with the responsibility of issuing and providing legal documents to individuals to facilitate their official matters and accessibility to public programs – schools, public health, social welfare and social security.

Also, they are a source of continuous flow of vital statistics, particularly on births and deaths. Therefore, demographers and statisticians use this valuable source of information to study population change, to conduct historical demography and event history analyses.

Civil and vital registration systems are profoundly different from other sources of population statistics, such as censuses and national sample surveys. Unlike these sources, which provide statistics that describe the state of the population at a particular point in time, civil and vital registration systems provide accurate measures of vital events and population change over varying periods of time. Generally, when vital statistics are complete and accurate, vital rates, such as infant mortality rate, child mortality rate, and maternal mortality rate, are

also accurate and reliable.

Accuracy of vital rates is important for understanding real change and how the society is progressing. Censuses and sample surveys provide point measures and rough estimates of vital rates. When used at two points in time, census-based rates do not provide accurate measurement of real change. This difference is particularly important to consider in the design of public interventions to effect changes in the desired direction, and to gauge progress towards the achievement of the MDGs.

#### Status in Africa

The civil and vital registration systems in Africa were established by the colonial powers. They did not develop much after independence. Legislation and laws governing vital and civil registration systems are outdated. In the great majority of countries, these systems suffer from the problems of infrastructure, organization and management of the registration process, and capacity constraints. The systems lack political support and are weakened by the low levels of population literacy and awareness. The commitments of people to register vital events is generally low, therefore most of the vital events occur and vanish without being registered. This great loss of information is detrimental to the development of the continent.

The overall coverage of vital events is below average. For example, WHO undertook a significant effort to collect vital information on death by cause, age and sex from countries in sub-Saharan Africa. Nine countries responded, of which only two –Mauritius and Seychelles- had death coverage estimated at 90% and 99%, respectively. The coverage was estimated at 5% for Mozambique, 25% for Botswana, 25% for Ghana, 16% for Zambia, 40% for Zimbabwe, 60% for Kenya and 67% for South Africa<sup>1</sup>.

The same is true for birth registration. The coverage of birth registration is below 50% in 33 countries. Only Mauritius, Egypt, Libya, and Tunisia have birth registration coverage of over 90%. The civil and vital registration systems are much better in these countries than in the rest of the continent<sup>2</sup>.

In addition to the above mentioned problems, low coverage is due to concentration of the system in urban areas, leaving out rural areas where the greater majority of the population lives. Because of low coverage, some important vital rates, such as life expectancy at birth, infant and child mortality rates, cannot be measured accurately from vital statistics. Therefore countries rely on censuses and national surveys to estimate vital demographic rates.

1 See Calapati rao, Debbie Bradshaw and Colin D. Mathers, Improving death registration and statistics in developing countries: lessons from Sub-Saharan Africa. Southern African Journal of Demography 9(2) 79-97.

2 UNICEF on Deficient Birth Registration in Developing countries. Population and development review, vol 24. No. 3 (sep. 1998) pp-659-664)

### III. STATISTICAL DEVELOPMENT - SELECTED AREAS

The World Bank review of 125 middle and low-income countries<sup>3</sup> with population of more than 1 million people noted that half of the population of African countries had not been included in a census. The Lancet's series<sup>4</sup> on who counts questioned the data for low life expectancy at birth in Africa. In Nigeria, for example, a life expectancy at birth of 47 years underestimates the reality, according to the Lancet. This highlights the importance of developing vital and civil registration systems in Africa.

#### Interesting cases

The story of vital and civil registration systems in Africa is not totally bleak. There are some interesting case studies that are worth mentioning here. In 1996 The Republic of South Africa embarked on a joint vital registration infrastructure initiative which aims to improve the coverage of all births and deaths, register every birth and every death as soon as possible, improve the completeness of data, have one set of accurate and timely vital statistics data.

This initiative involved the Department of Health, the Department of Home Affairs, and Statistics South Africa. As a result of this initiative, the registration of vital events in the Republic of South Africa improved considerably.

Mauritius has a well-developed civil and vital registration system. The Civil Status Division is responsible for the collection of vital statistics, which are in turn transmitted to the Central Statistics Office where they are used for population estimates and projections. The system is computerized at all levels, therefore a civil status database exists and is used for the generation of an identification number for each citizen. The coverage of vital events in Mauritius is complete, reflecting a very unique situation in the continent. Tunisia's vital and civil registration system is also well advanced, as reflected in high coverage and completeness of birth and death registration. Egypt is another country where the civil and vital registration system is in an advanced stage compared to other countries in the continent.

#### Recommendations

Up scaling of the civil and vital registration systems in Africa requires political will, support and commitment. Particularly during this period where countries are required to periodically assess their progress on the development agenda, and to introduce relevant policy interventions. Also, there is need for attention and concern on the side the donor community and regional organizations. In this vein the ECA should constructively engage with countries, as both the legal and statistics sides of these systems are important for the Commission's activities on governance, social development and monitoring achievement of the MDGs. There is need to study the state of vital

and civil registration systems; to find out the problems and constraints they face, the extent of their coverage and completeness, and their needs to upscale their activities. Such a study would also pinpoint best practices and lessons learnt through experiences for exchange between the countries.

Also, it is important for the countries to provide information on the status of their vital and civil registration systems. Such status reports could be based on guidelines to be developed by the African Centre for Statistics in collaboration with the African Centre for Gender and Social Development. There is also a need to organize workshops and expert group meetings on vital and civil registration systems in Africa.

UN and donor support to upscale civil and vital registration systems in Africa is extremely important. In particular, there is need for training and capacity building, and for technical support in terms of computers and software to upgrade the capacity of these systems in Africa.



#### Statistical Data and Metadata Exchange

Molla Hunegnaw, African Centre for Statistics

#### Background

The eXtensible Markup Language (XML), a recommendation by the World Wide Web Consortium (W3C), is a standard, self-describing way of encoding data so that content can be exchanged across diverse hardware, operating systems, and software applications. Organizations and interest groups are developing applications based on XML standard. The XML applications available currently covers all walks of life including commerce, legislation, library management, agriculture, medicine and many others.

The Statistical Data and Metadata Exchange (SDMX) standard started in 2001 is one of the initiatives mainly on XML tools. It is sponsored by 7 international organizations, namely: United Nations (UN), EUROSTAT, International Monetary Fund (IMF), Organization for Co-operation and Development (OECD), the World Bank (WB), Bank for International Settlements (BIS), and European Central Bank (ECB).

The SDMX initiative sets standards and guidelines to facilitate the exchange of statistical data and metadata using modern information technology like the Internet. The standard concentrates on aggregated data or macro level data at present.

The objective of SDMX is to establish a set of commonly recognized standards, adhered to by all players, to facilitate access to statistical data and metadata wherever the data may be held. The standards will allow national statistical agencies to fulfil their responsibilities towards partners, including international organizations, in a very efficient and effective way.

3 World Bank. Building Statistical capacity to monitor development progress. 2002: <http://siteresources.worldbank.org/SCBINTRANET/Reosources/239410-11133340/board-paper-feb4.pdf>.

4 Mahapatra P, Shibuya K, Lopez AD et al. Civil registration systems and vital statistics; successes and missed opportunities. Lancet 2007

### III. STATISTICAL DEVELOPMENT - SELECTED AREAS

The SDMX standards also aims at ensuring that appropriate metadata are always delivered with the data, making the information immediately understandable and useful. For this reason, standards for metadata exchange are also an extremely important aspect of SDMX. The SDMX standard addresses a number of quality aspects of statistical data like timeliness, accessibility, interpretability and coherence and cost-efficiency.

#### What is SDMX?

SDMX, as the name suggests, deals with the electronic collection and exchange of statistical data and information. It explores e-standards based on XML to improve the efficiency and avoid duplication of effort in data and metadata exchange among national, regional and international organizations.

The SDMX formats have two basic expressions, SDMX-ML (using XML syntax) and SDMX-EDI (using EDIFACT syntax and based on the GESMES/TS statistical message). On top of this, it also includes additional specifications such as registry specification, presentations and web services.

Metadata standards are important components of SDMX. SDMX metadata standards build on the distinction between "structural" and "reference" metadata.

Structural metadata are those metadata acting as identifiers and descriptors of the data, such as names of variables or dimensions of statistical cubes. Reference metadata are metadata that describe the contents and the quality of the statistical data (conceptual metadata, describing the concepts used and their practical implementation, methodological metadata, describing methods used for the generation of the data, and quality metadata, describing the different quality dimensions of the resulting statistics).

SDMX-ML is an XML implementation of the GESMES/TS information model used in SDMX-EDI. This means that the structure is the same, and there exists a one-to-one translation between the two formats. However, SDMX-ML is designed to be used for a wider variety of exchange modes. Version 1.0 of the standard contains the following elements.

1. Structure Definition Message: a common XML message expressing the structural metadata needed to understand and process a data set.
2. Full Data Message (or Generic Data Message): All statistical data expressible in SDMX-ML can be marked up according to this data format, in agreement with the contents of a Structure Definition message. It is designed for data provision where applications receiving the data may not have detailed understanding of the data set's structure before they obtain the data set itself.
3. Compact Data Message: A message optimized for the batch ex-

change of large amounts of time series. This format is specific to the agreed conventions for the subject matter area of the data set (the key family), and, unlike the above-mentioned Full Data Message, it can only be understood in connection with the metadata defined in the Structure Definition Message; this is because all of the data from the Structure Message are not repeated in the Compact Message. It allows for the transmission of partial data sets (incremental updates) as well as whole data sets.

4. Utility Data Message: This message type, like the Compact Data message, is specific to the key family of the data set, but is designed to support validation and other expected XML schema functions.
5. Cross-Sectional Data Message: This message is similar to the Compact Data Message, but it allows for transferring data which are not organized strictly as time series but where there is more than one observation per time period.
6. Query Message: Data and metadata are often published in databases which are available on the web. Thus, it is necessary to have a standard query document which allows the databases to be queried, and returns an SDMX-ML message. The Query document is an implementation of the SDMX Information Model for use in web services and database-driven applications, allowing for a standard request to be sent to data providers using these technologies.

Version 1.0 specification of the SDMX, which was released in September 2004, has been approved by the International Organization for Standardization (ISO) as Technical Specification in 2005.

The Version 2.0 specification was released in November 2005. It is backward compatible with version 1.0. also support a wider coverage of metadata exchange as well as a more fully articulated architecture for data and metadata exchange.

Version 2.0. provides revised data format standards available in version 1.0 and also include other none data format standards. The following list gives a general outline of what is contained in version 2.0.

Reference Metadata Structures and Reporting: This capability allows for "pure" metadata reporting -that is, metadata can be reported independent of a specific set of data. There is capability to integrate both data and metadata formats, but the standard will support data reporting, metadata reporting, or both.

Hierarchical Code-lists and Cubes: It will be possible in the version 2.0 standards to have hierarchies of values represented by code-lists, rather than just flat lists. Further, more of the cube relationships will have standard formats for exchange between those using Online Analytical Processing (OLAP) and similar systems.

SDMX Registry Services: Specifications will be provided for the creation of and interaction with SDMX registries. These registries

### III. STATISTICAL DEVELOPMENT - SELECTED AREAS

will help support subscription/notification, querying and navigation of data and metadata, and other registry functions. While based on a web-services registry model, the SDMX registry is specifically tuned to the SDMX Information Model.

**Data Quality and Validation:** A number of features addressing data quality and validation issues are addressed in SDMX Version 2.0. These are handled with the reference metadata reporting functions in some cases, and in others are more closely related to issues around data integrity checking and functional dependencies within cube structures.

#### Application of SDMX

As explained above, the SDMX standards are designed for sharing of statistical data between two or more partners. The SDMX standards were developed by organizations to exchange of statistical data and metadata in the most efficient way with national statistical offices, central banks, line ministries, etc in their respective areas. However, SDMX standards can also be used intra-nationally for transmitting or sharing data and metadata. They are very relevant particularly for countries with a federal structure or a fairly decentralized statistical system.

The following scenarios elaborate how SDMX is put into practice in various aspects of statistical data management.

**SDMX as an XML format for end users:** Having an XML format for statistical data and metadata means that users can more easily upload and download into applications. As XML has become ubiquitous in database management systems and development environments, it will be generally received as a very positive improvement.

**SDMX as a format for web presentation:** if the capability exists to realize SDMX XML formats from internal data sources, the standard format can be used as a way of creating other output formats such as CSV, HTML, PDF, etc. additionally, it makes the use of web-services presentation possible, as web services require an XML format for their presentations. Having a single standard output format will also lower maintenance costs of web presentation within an organization.

**SDMX as the basis for web portals:** This scenario uses SDMX version 2.0 to provide a single place on the Internet where users can come to get all of the data and metadata for a particular domain, or for a topic or set of related topics wherever the data is stored. Typically, there will be the use of SDMX XML formats as pointed out above but also the use of a standards-based registry, and a use-specific front-end application, which can be seen as a catalogue tool, allowing users to browse through collections of data effectively to find what they need. This also creates a mechanism for data producers and consumers connected by the services operator, but who remain responsible for their own data and metadata

#### Implementation of SDMX

In January 2007, a global conference was held in Washington DC entitled "Towards Implementation of SDMX". The conference outlined a number of SDMX developments. Practical implementation has been taken place with the European system of Central Banks, EUROSTAT, OECD, IMF and UNSD.

Some of the implementations underway currently include:

- **Joint External Debt Hub:** Early on in the SDMX work, external debt statistics were identified as an interesting area for piloting, as these statistics were already the subject of a joint venture between BIS, IMF, OECD and the World Bank. In 2003 a joint demonstration model was set up, showing how data could be shared among the four organizations using preliminary SDMX standards.
- **Joint BIS-IMF-OECD-World Bank External Debt Hub:** The work brings the two separately maintained database/sites by the World Bank and other partners under a single umbrella to support the comparison of external debt data compiled by countries (national sources) with data available from creditor and market sources and to facilitate the exchange of the data, updates to the database and extractions from the database by using the SDMX standards.
- **OECD National Accounts World Wide Exchange:** One of the SDMX projects launched by the OECD, is NAWWE3 – National Accounts World Wide Exchange. The idea behind the NAWWE project is to use a web based mechanism for reporting an already internationally agreed set of national accounts data. The objective is to allow any user, in particular international organizations, to access directly a set of internationally comparable data made available by countries. Were all the involved international organizations to agree to use this mechanism, it would reduce the reporting burden on member countries and improve the accuracy, coherence and timeliness of the data. NAWWE is based on the common questionnaire agreed by the OECD and EUROSTAT for the collection of national accounts data and the tables are expressed using the SDMX-ML standard formats.

Other implementations include EUROSTAT SDMX Open Data Interchange, The Joint UNSD-OECD ComTrade Statistics System, IMF Metadata Repositories, FAOSTAT to integrate SDMX in its Country-STAT and RegionSTAT applications

#### References

1. <http://www.w3schools.com>
2. <http://www.sdmx.org>
3. <http://comtrade.un.org/kb/article.aspx?id=1005>
4. [www.registrysolutions.co.uk/sdmxDemo/notes/SDMXSiteInfo-Model.htm](http://www.registrysolutions.co.uk/sdmxDemo/notes/SDMXSiteInfo-Model.htm)
5. [www.metadatatechnology.com/userforum/what.htm](http://www.metadatatechnology.com/userforum/what.htm)



### III. STATISTICAL DEVELOPMENT - SELECTED AREAS

#### Association for the Development of Education in Africa

Denise Lievesley, African Centre for Statistics

The biennial meeting of the Association for the Development of Education in Africa took place at a conference centre by the beach in the lovely town of Maputo in May this year. The theme of the conference was Beyond Primary Education: Challenges and approaches to expanding learning opportunities.

Some 600 participants attended the Biennale, which was opened by the President Armando Emilio Guebuza of Mozambique. Ministers of Education and Training from all of Africa attended the event as well as bilateral and multilateral development agencies, experts, researchers and representatives from civil society. The Biennale sought to foster the sharing of knowledge and experience, to identify lessons learned relating to both policy and practice and to promote shared understanding on challenges and strategies for the benefit of the development of post-primary education across the continent.

The 2008 Biennale celebrated an important new stage in the history of ADEA, since the year 2008 marks a major milestone in the life of the Association:

- 2008 is the 20th anniversary of ADEA's founding;
- 2008 will be the year in which the ADEA Secretariat is transferred to African soil (they are moving from Paris to Tunis);
- 2008 sees the launch of the first ADEA Medium-Term Strategic Plan (2008-2012);
- the 2008 Biennale welcomed, for the first time, the countries of North Africa, following the decision made in 2007 to extend the scope of ADEA activities to cover all of Africa.

In light of the significant progress Africa has made toward achieving universal primary education, the 2008 Biennale focused on post-primary education and training, one of the greatest challenges facing African education systems today.

It was argued that the holistic, integrated and diversified approach adopted by ADEA will allow wide-ranging exploration of post-primary education, defined as:

- Referring to learning opportunities available to children and young persons having completed primary schooling or equivalent (e.g. non-formal basic education);
- Being open-ended, i.e. including lower and upper secondary education as well as the articulation between upper secondary and higher education;
- Starting at 11/12 years of age (for the Biennale, no upper limit on the age group was set);
- Including all forms of learning (e.g. non-formal), all modes of delivery (e.g. distance learning, apprenticeship), and all types of settings (e.g. community schools, work sites);

- Covering traditional "general" secondary education, development of life skills and key competencies, and technical and vocational education and training;
- Preparing young people for life, society, work and further occupational learning. It provides theoretical and practical knowledge for personal development, citizenship and participation in community development, employability, entrepreneurship, and the ability to go on to higher education and/or lifelong learning;
- Relying on a multiplicity of providers (the state, civil society, NGOs, private education/training providers, employers, and all forms of partnerships among providers) and drawing upon a multiplicity of resources (physical, human and financial).

Three aspects of post-primary education were addressed in the meeting:

- Towards 9-10 years Education For All: Promising Policies and Strategies
- Skills Development and the World of Work: Challenges for Education and Training
- Preparing Knowledge Workers for Africa's Development: Articulating Upper Secondary with Higher Education

For each of these sub-themes, a set of cross-cutting issues were considered: policy and governance; financing (resources, needs and sustainability); access and equity; education and training personnel; curriculum and skills development; articulation and assessment.

The syntheses of the theme and sub-themes were drawn from two principal sources: analysis of country experiences - case studies defined and conducted by African countries - and a literature review to identify themes relating directly to post-primary education. More than one hundred studies had been initiated in education ministries, research networks, cooperation and development agencies, and the ADEA Working Groups, to provide material for the discussions at the Biennale. The aim of this was to ensure that the policy dialogue begun in Maputo is firmly anchored in research, actual practice and experience.

In my view one of the most interesting papers was a study of the development of post primary education in the Asian tiger economies to see if there could be parallels to Africa. A related discussion focussed on whether Africa's very different demographic structure (compared to Asia and Europe) can be turned to its advantage. Youth are its asset - if we can educate and mobilize them and use them productively they are an amazing resource which can bring sustained growth to Africa.

For more information about this meeting see [www.ADEAnet.org](http://www.ADEAnet.org).



### III. STATISTICAL DEVELOPMENT - SELECTED AREAS

#### The African Association of Statistical Data Archivists/ Association Africaine Pour L' Archivage Des Données Statistiques (AASDA) Inaugurated

Kizito Kasozi, Uganda Bureau of Statistics

As the demand for transparency in the research in relation to the calculation of indicators on global development comes to the fore, the demand for and use of micro-data is on the increase throughout the world. Initiatives by partners in statistical development in developing tools and guidelines to contribute to this goal are influencing practices across the world. In Africa more specifically developments in this area are increasing. As research and studies in Africa are influenced by global practice, access to valuable microdata has become a prominent concern.

The continued pursuit by the International Household Survey Network (IHSN) and the Accelerated Data Program (ADP) to develop appropriate tools, processes, guidelines and capacity in microdata documentation is being translated into an increasing commitment and implementation in relation to providing easier access to data and to facilitating research informed by data.

In recognition of this need to utilise data to as full an extent possible so as to inform planning and decision making processes, deliberate efforts towards preservation and mining of microdata have become a priority in a number of African countries. Significant progress in the development of national data archives is registered although this is at different stages in different countries.

In order to promote inter-country/continent data exchanges and harmonisation, a community of practice has been setup to bring together experts in the documentation and archiving of statistical data. The African Association of Statistical Data Archivists/ Association Africaine Pour L' Archivage Des Données Statistiques (AASDA) has been founded to provide a forum for collegial support in achieving this important goal.

The 1st meeting of the association was held in Cape Town, South Africa (10th – 12th April 2008). The meeting was hosted by the University of Cape Town, organised by DataFirst and funded by the IHSN.

The meeting was graced by the Statistician General of Statistics South Africa and subsequently closed by the representative of the African Centre for Statistics, UNECA.

The three day meeting initiated a vibrant professional forum based on an agreed constitution developed to guide the activities of the association. The following broad objectives were endorsed:

- To foster and promote excellence in data curation (repositories) and dissemination through professional networking

- To promote wider use of data through adoption of efficient data delivery mechanisms that narrows the gap between producers and users of data
- To promote the development of standards in data curation and dissemination across the region.

The founder members included representatives from:

1. Niger Institute of National Statistics
2. Mozambique Instituto Nacional de Estadística
3. Uganda Bureau of Statistics
4. Nigeria National Bureau of Statistics
5. Gambia Bureau of Statistics
6. Mali Institute of National Statistics
7. Statistics South Africa
8. Cameroon Institute of National Statistics
9. Ghana Statistical Service
10. Ethiopian Central Statistical Agency
11. Liberia Institute of Statistics and Geo-Information Services
12. South African Data Archive
13. Uganda Statistical Society
14. DataFirst, University of Cape Town

Also in attendance were representatives from:

1. Afristat
2. IASSIST
3. World Bank (+IHSN and ADP core team)
4. PARIS21 Secretariat at OECD (+IHSN and ADP core team)
5. World Bank (+ADP core team)
6. African Centre for Statistics, UNECA
7. African Development Bank
8. DFID (+IHSN and ADP core team)

A one year interim Executive Committee (2008-2009) was appointed to oversee the association. The committee members comprise:

President: Kizito Kasozi, Uganda Bureau of Statistics  
 Vice-President: Yakob Mudesir, Ethiopian Central Statistical Agency  
 Secretary: Julienne Aitchedji, Niger Institute of Statistics  
 Treasurer: Lolley Kah Jallow, Gambia Bureau of Statistics  
 Member: Martin Mba, Cameroon Institute of Statistics

A new and elected Executive Committee will be installed at the next Annual General Meeting (AGM) scheduled to take place in March 2009 at a venue to be announced. The association website is currently under development and will provide a good medium for information and enrolment of new members.

AASDA calls upon all relevant and practicing professionals to join this professional movement towards formal and open data sharing on the Africa continent and beyond.



## IV. INTERNATIONAL STATISTICAL INSTITUTE



### Invitation by the Statistician- General of South Africa, Mr. Pali Lehohla

From the Land alive with possibilities, and the home of the Rainbow Nation, I would like to extend a warm invitation to you to join South Africa as we host the 57th Session of the International Statistical Institute (ISI) in Durban, South Africa, from 16-22 August 2009.

In 2003, South Africa, mandated by Cabinet, was successful in a bid to host the 57th Session of the ISI. We share this success and privilege with the entire African continent and the African statistics community as a historic milestone in the journey of statistical development in Africa.

The 57th Session will provide a forum for us, once again, to evaluate where we are as a global community in seeking to achieve more equitable societies for all. These discussions will be defined by the theme of the session, "Statistics: Our Past, Present and Future".

The session will set the pace and agenda for detailed debates and discussions. It will also feature an exciting "Proudly South African" social programme, and opportunities to learn about life in this diverse country. On the eve of the 2010 Soccer World Cup, also to be held in South Africa, you will see how this nation is using the opportunities of these events to further its development.

### Stats SA's main goals of the ISI 2009 are to:

- Deliver an ISI Session that is world-class in all aspects: venue, scientific and social programme, networking opportunities, exhibitions...
- Increase the participation of users of statistics as well as statisticians from the entire world
- Raise awareness in civil society and the media as to the importance and relevance of statistical data and techniques for development
- Showcase the diversity of our people, their cultures, to leave a lasting impression of the hospitality and beauty of the African continent
- Leave a lasting legacy of South Africa, SADC and Africa beyond 2009 through the ISIBalo Capacity Building Programme

To keep up to date on the latest plans for this exciting meeting, register your expression of interest on [www.statssa.gov.za/isi2009](http://www.statssa.gov.za/isi2009). Registration has opened - be one of the first 100 to register!

Ideas for topics for the special topic contributed papers are welcome, see the scientific programme section of the website.

## IV. INTERNATIONAL STATISTICAL INSTITUTE

The International Statistical Literacy Project of the ISI seeks your help in involving all countries of Africa in ISLP's projects

Juana Sanchez, University of California, Los Angeles, USA



From right to left, Dr. Miranda Mafafo, ISIBALO manager, members of ISIBALO Yoliswa, Millicent, Williams and Angeline, and Dr. Juana Sanchez, Director of the ISLP

Which National Statistical Offices have programs to educate the public at large in official statistics? Why do the NSOs with programs choose some types of programs and not others? Why are particular parts of the public are targeted more than others? What constraints and challenges do NSOs face in maintaining these programs? Why do some NSOs stop maintaining once popular education programs? Should something as important as education of the public be left to the educational inclinations of the current Director in charge or should such work be formally recognized as part of the mandate of NSOs? Should the education programs of NSOs be run by statisticians within the organization or can non-statisticians, in and outside the organization, contribute? Should soft money be the funding source for these programs or should NSOs allocate a permanent amount in their budgets? Standards for the establishment and operation of such programs do not seem to exist, notwithstanding the efforts of agencies such as the OECD and the UN to encourage education of the public on official statistics. In a recent OECD seminar on "Innovative Approaches to Turning Statistics into Knowledge," it was widely accepted that significant progress had been achieved in many countries in relation to the dissemination of information, one of the mandates of NSOs, but that the task ahead now is to convert the information into knowledge. For this, NSOs need to move the information from the eyes to the brain (a 4 cm trip, some participants in that meeting reported). All of the above means that countries that have not even succeeded to disseminate official statistics in useful and timely ways are considerably behind and must accelerate their efforts. To reduce both time and money they might be able to build on the progress made by others.

The issues raised above will be addressed in a book of the ISLP to appear later this year, and at several Invited Program sessions of the International Statistics Institute 57th session in Durban, South Africa, August 2009. A sneak preview of some programs reviewed in the book can be seen on the ISLP web site's front page: <http://www.stat.auckland.ac.nz/~iase/islp/> The ISLP book is being written by many authors, and we need your cooperation to make it more informative about Africa. We know insufficient about programs of African NSOs designed for educating the public. Currently only South Africa is featured in the book. If you think there is something we should know about the work of your NSO, please contact the director of the ISLP ([jsanchez@stat.ucla.edu](mailto:jsanchez@stat.ucla.edu)). Of if you are curious about existing

programs and whether we have information on your's, perhaps you could visit the ISLP web sites <http://www.stat.auckland.ac.nz/~iase/islp/training> and <http://www.stat.auckland.ac.nz/~iase/islp/programs>



Related to the role of NSOs in educating the public in official statistics, the ISLP is giving for the second time an award for the Best Cooperative Project in Statistical Literacy in 2009, and we are looking for nominations. The first award was given to Statistics Portugal for its project ALEA ([www.alea.pt](http://www.alea.pt)). If you know of any noteworthy project, please read the "Call for Nominations," at <http://www.stat.auckland.ac.nz/~iase/islp/bestproject> Please note that the project does not have to be a run by an NSO. We look forward to receiving your nominations.

The International Statistical Literacy Project of the ISI has a long history, but it has not yet had the coverage of Africa countries to which we aspire, and that is why we are making this call for your country to get involved. One of these current activities, the International Statistical Literacy Competition for 10-18 year olds is missing most of the children of Africa. While hundreds of children in Europe, North and South America are participating, guided by their teachers, the countries in Africa (with the notable exception of South Africa) are silent and underrepresented. When we reach the final round of this competition in Durban, South Africa, in August 2009, there will be no children from other parts of Africa competing. We want to change this situation for the second competition after Durban and for that to happen we need to start now. It is for this reason that we would be most grateful if we could hear from you about the best way to reach the teachers in your country. In other countries, participation has been secured thanks to the efforts and encouragement of individuals who work directly with the teachers and have contacted them personally; in South Africa, the ISIBALO group took the initiative to run the competition and they have managed it from the beginning, enrolling almost 400 teachers (approximately 8000 students); in Portugal, Italy and Finland, individuals working in institutions that the teachers respect got involved. Do you work in an institution that has a good rapport with teachers and which teachers trust? If so, you should contact us to make sure that we keep you informed and involved. We help you with training materials, promotion and management of the competition. Your country and you get all the credit, we are just facilitators. If you would like to follow up the results of the current competition, please link to <http://www.stat.auckland.ac.nz/~iase/islp/competition>

We are still involved in phase 1 until December 1st, but for the next year and a half we will be updating the results of this and the national phase constantly. The final competition, at ISI 57th in Durban, can be attended by your children. If your country can send some teachers and students to attend it, they will not forget it. The ISIBALO program of Statistics South Africa will welcome you. Contact Dr. Miranda Mafafo if you are interested ([MirandaM@statssa.gov.za](mailto:MirandaM@statssa.gov.za)). You may gain from the expertise of the ISIBALO program, the hosts of the final of the competition in Durban, in organizing this event. Please, notice

## IV. INTERNATIONAL STATISTICAL INSTITUTE

that to adapt to the situations of all countries, we have conducted phase 1 manually, that is, all exams have been conducted using paper and pencil and regular mail has been used to receive the material from all teachers. The lack of technology is not a constraint for participation. While you explore the ISLP competition, perhaps you



would consider involving teachers in your country in another book of the ISLP regarding school curricula across the world.

At the ISLP, we believe all it takes to start a campaign against statistical illiteracy is to initiate small steps, with lots of passion, and gradually to take bigger steps. The project's objective is to encourage the promotion of statistical literacy by whoever produces the numbers that change our lives: environmental scientists, pharmaceutical companies, medical scientists, official statisticians, Central banks, marketing companies and agencies working in any other area of knowledge. Decision making by the public involves processing statistical information that affects health, our environment, the medicines we take, the job market we work in, our savings, the food we eat and the way we commute, among other things. Not all numbers are produced by NSOs and not all the training needed is obtained via school education, particularly in a world where schools barely touch Statistics during the compulsory school years. If individuals or institutions can produce the numbers, they should be able to explain how they obtained them and what they mean, that is, they should be able to educate the public and make them more statistically literate. During its short life, the ISLP has been putting together a web page of resources that can be used by all those aiming at educating the public. Anybody producing statistics could use these resources to train their constituents. We are always keen to add more resources as well new ideas and projects So do let us know about your initiatives. Visit our resources at <http://www.stat.auckland.ac.nz/~iase/islp/>



### ISI Committee on Women in Statistics Looks toward 2009 ISI Meeting in Durban

Cynthia Clark, International Statistical Institute

The Committee on Women in Statistics is a standing committee of the International Statistical Institute (ISI). It is currently chaired by Cynthia Clark, recently retired from the U.K. Office for National Statistics as Executive Director for Methodology. There are ap-

proximately ten members of the committee. The members of the committee oversee and direct activities within the ISI to promote women statisticians as members and participants in the ISI and its sections, and to support women's causes – particularly those that can be enhanced by the presentation of relevant, quality data.

The Committee has a website that it uses to enhance communication between ISI members and other women statisticians. The site features reports and information of interest to women statisticians. It can be found at <http://www.nass.usda.gov/cws/index.htm>. One of the features of the site is a world map that identifies individuals who have expressed a willingness to serve as country representatives. These individuals have been asked to network among women statisticians in their country, provide reports of interest to women statisticians, and to nominate women to become members of the ISI. We are currently looking to expand the number of country representatives. We have a particular need for country representatives in Africa. We are seeking women at the mid-to-senior level to serve in this role.

The ISI Committee has expressed an interest in playing a lead role, at the next ISI Meeting in Durban, on women's issues that are particularly relevant to African women statisticians. Miranda Mafafo of the Office of the Statistician-General at Statistics South Africa has informed me concerning activities that the African Community is organizing, the CWS might co-sponsor any of these activities or assist in some way.

These events include the following ideas:

- A session at ISI covering reports relevant to statistics and mathematics education for girls; and
- Efforts to establish an African Women-in-Statistics Committee with two main objectives – increasing participation of women in the statistics profession and promoting the improved compilation of statistics on women in South Africa.

The Committee would welcome your ideas and suggestions to make this meeting more relevant to African statisticians. Another suggestion that has been raised is to highlight African women leaders in statistics, noting that a large proportion of national statistics offices in Africa are led by women.

The Committee has been involved in another initiative that should be of interest to African statisticians. One of the recent themes of the UN Commission on the Status of Women has been to reduce violence against women. There is, however, a lack of data or indicators of this violence. The committee is soliciting information on such indicators and is hoping to have a dialogue on its website concerning this issue. For more information, see the June issue of the ISI Newsletter (<http://isi.cbs.nl/newsletter.htm>).

Any individuals interested in becoming a country representative or in further dialogue on any of these issues may contact Cynthia Clark at [czfclark@cox.net](mailto:czfclark@cox.net).



## V. NEWS

**The Uganda Statistical Society holds its second International Scientific Conference, Statistics House, Kampala, 11 – 13 June 2008**

Owino Abraham Yeyo, President,  
Uganda Statistical Society

### The 2nd Annual International Scientific Conference

There is an increasing recognition of the importance of key global issues including, among others, gender, environment, information technology, democracy, human rights and good governance; issues in which various stakeholders have interest. Statistics which can provide an understanding of these concerns have been hard to come by and when available, have left much to be desired. The Second International Scientific Conference was therefore organized from 11 to 13 June 2008 at Statistics House in Kampala, Uganda by the Uganda Statistical Society, the Uganda Bureau of Statistics, the Institute of Statistics and Applied Economics (Makerere University) and partners under the theme, "Statistics for Emerging Global Concerns". The three-day bilingual conference attracted 200 participants from 25 African countries, international agencies and development partners.

The conference was opened by the Minister of Information and Computing Technology, Honourable Dr. Ham Mulira, himself a Statistician, on behalf of His Excellency the President of Uganda. He emphasized the commitment of the government of Uganda to statistical development. The opening was also graced by the Minister of State (Special Duties) in the Government of Uganda, the Head of Civil Service and Secretary to the Cabinet, the Director of InWent, the Director of the African Centre for Statistics at UNECA, a representative of the Executive Secretary, African Capacity Building Foundation, the Director of Capacity Building Division at AfDB and the Governor of the Central Bank who is also the Patron of the Society. In his speech, the Minister pledged full support of the Government of Uganda to the development and promotion of statistics.

The Minister's speech was preceded by a keynote address by Prof. Denise Lievesley, the President of the International Statistical Institute, who is currently working as a Special Advisor to the African Centre for Statistics (UNECA) on the importance of evidence enlightened policy. Late in the conference she also presented a paper on the role of ISI and national statistical associations. She encouraged all participants to endeavour to participate in, and to invite others in their countries also to participate in, the ISI conference taking place in Durban next year 2009.



Opening Ceremony (L-R): Head of Public Service and Secretary to Cabinet, Minister for ICT representing the President of Uganda and the Minister of State for General Duties.



Prof. Denise Lievesley giving the keynote address at the conference

Denise also met Presidents/Chairpersons of statistical associations during the conference and discussed ways of strengthening networks among the existing associations as well as encouraging countries that have not yet formed associations to form one. They all agreed to work towards formation of the African Statistical Association. In addition she chaired a meeting of women statisticians to discuss how African women might get more involved with both regional and international initiatives to promote the role of women in statistics and to mainstream gender in official data.

Over 15 invited papers were presented on such subjects as statistical capacity building, increasing food prices – statistical challenges, labour information, gender statistics, harnessing ICT for statistical development, data archiving, statistical coordination, work of data supply and use tables, national and international statistical associations, relevance of statistics, use of poverty data and role of PARIS21. Parallel discussions were carried out on different themes.

## V. NEWS

### The Uganda statistical community honours Prof. Ben Kiregyera with an award


One of the main events of the conference was presentation of an Award to Prof. Ben Kiregyera in recognition of his contribution to statistics development in Uganda and in the world at large. At a colourful ceremony held at the Statistics House, graced by Ndere Troup – the best of Uganda’s traditional musicians and dramatic actors, a citation for Prof. Kiregyera was read by Mr. John Baptist Mukasa, the Executive Director of Uganda Bureau of Statistics on behalf of the statistics fraternity in Uganda. In the citation, he underscored the achievements made by Prof. Kiregyera as Professor at Institute of Statistics and Applied Economics Makerere University, published in many internationally recognized academic journals, books and manuals, national and international consultant on numerous projects and programmes, member of the International Statistics Institute among other professional organizations, past president of the Uganda Statistical Society, and from 1998 to 2007 first Chairman of the Board of the Directors of Uganda Bureau of Statistics.

Mr. Mukasa, in the citation, quoted the remarks made by Shri Oscar Fernandes, Indian State Minister for Statistics and Programme Implementation who, during the presentation to Prof. Ben Kiregyera of the Prof. P.C. Mahalanobis International Statistics Award in 2005 said, “Kiregyera has been closely associated with development of statistics in Uganda and other African countries. As the first Chairman of the Board of Directors of the Uganda Bureau of Statistics he has brought the Bureau to a point where it is now recognized as the most authentic source of official statistics and regarded internationally as a “best practices” role model in statistical legislation, organisation and management. His association with the FAO resulted in the successful conduct of a census of agriculture, consolidation of an early warning system for food security and establishment of a household food security, nutrition and health monitoring system and general statistical management.”



Prof. Kiregyera receiving the award from Mr. Male Mukasa

Prof. Kiregyera, on receiving the Award, thanked the statistical community, the Uganda Statistical Society and UBOS for the Award. He also thanked UBOS for maintaining statistical standards established at its formation and praised management and staff for a job well done. He challenged NSOs across Africa to more effectively advocate for statistics. This, he said, will lead to better investment in statistical production and development and more conducive work environments.



The Minister for ICT officially opening the Conference



The Minister of State for General Duties in Ministry of Finance, Planning and Economic Development making remarks at the Conference



## V. NEWS

## New appointments of Heads of National Statistics Offices

## Morocco



Dr. Mohammed TAAMOUTI

Mohamed Taamouti est né le 15 janvier 1969 à Nador. Après des études primaires et secondaires dans sa ville natale, il a rejoint en 1987 l'Institut National de Statistique et d'Economie Appliqué (I.N.S.E.A.) d'où il a obtenu le diplôme d'ingénieur en statistique en 1991 et le diplôme d'ingénieur statisticien économiste en 1996.

En 1997 il est parti pour une formation doctorale à l'Université de Montréal au Canada d'où il a obtenu en 2001, un PH. D. en économie quantitative. Sa thèse porte sur le développement de techniques de modélisation permettant de prévoir et de comprendre les problèmes et les dynamiques économiques et d'évaluer l'impact des politiques publiques.

Il a commencé sa carrière professionnelle en 1992 en tant qu'enseignant à l'I.N.S.E.A. Après son retour du Canada, il a réintégré l'enseignement en tant que professeur d'économie et de finance. Il a également enseigné et participé à plusieurs activités d'encadrement et de recherche à l'université de Montréal au Canada.

A l'I.N.S.E.A., il a contribué à l'encadrement de plusieurs promotions de lauréats. A ce jour, il a assuré l'encadrement d'une trentaine de mémoires de fin d'études sur des sujets variés liés aux problèmes économiques, à l'évaluation des politiques économiques, à la finance et à la gestion des risques financiers.

En tant que chercheur, il a publié plusieurs articles scientifiques. Les résultats de ses recherches sont publiés dans des revues scientifiques prestigieuses telles que *Econometrica* et *Journal of Econometrics* et ont été également présentés dans des conférences scientifiques internationales au Canada, aux Etats-Unis et en Europe.

Il a été récompensé par la bourse d'excellence de l'Agence Canadienne de Développement International et a été récipiendaire à deux reprises du prix d'excellence du Centre de Recherche et Développement en Economie de l'université de Montréal (prix qui récompense les meilleures recherches doctorales).

Il a été membre de l'association canadienne de sciences économiques de 1999 à 2002 et président de l'association des étudiants du cycle supérieur en sciences économiques de l'université de Montréal de 1999 à 2001.

Parallèlement à ses activités d'enseignement et de recherche, Mohamed Taamouti a acquis une grande expérience pratique en tant qu'expert auprès de plusieurs organismes nationaux (HCP, Département de l'Artisanat, Département de l'Industrie, Département de l'Habitat, Caisse Centrale de Garantie, Association Professionnelle des Cimentiers, Lafarge, etc.) et internationaux (Banque Mondiale, FAO, ONUDI, PNUD, etc.).

Il a travaillé sur des problématiques économiques et sociales variées liées à l'évaluation des politiques économiques et sociales, à la croissance économique, à la fiscalité, à l'habitat, au financement des collectivités locales, au tourisme, etc. En particulier, il a suivi et participé, depuis son lancement par le Haut Commissariat au Plan, au projet de Prospective Maroc 2030. Il a participé à toutes les manifestations organisées dans ce cadre et a contribué à la réalisation d'une étude sur les sources de la croissance économique au Maroc.

Mohamed Taamouti est marié et père de deux enfants (Sofiene et Sara).

## Sudan



Dr. Yassin El Haj Abdin

New Director General for the Central Bureau of Statistics (CBS) and Census Controller, Dr. Yassin El Haj Abdin, has been appointed by Presidential Decree to replace Prof. Awad Haj Ali the former Director General.



This newsletter aims to keep Directors General of National Statistics Offices (NSOs) informed about what is happening to their peers across Africa. In this connection, we will appreciate receiving information from NSOs about retirements and appointments of new Heads of offices.

## V. NEWS

### Heads of National Statistical Offices in Africa

Country		Name
Algeria	M.	Mohammed Boumati
Angola	Ms.	Maria Ferreira dos Santos Oliveira
Benin	Mr.	Cosme Vodounou
Botswana	Ms.	Anna Majelantle
Burkina Faso	Mr.	Ouattara Bamory
Burundi	Mr.	Déogratias Buzingo
Cameroon	Mr.	Joseph Tedou
Cape Verde	M.	Francisco Fernandes Tavares
Central African Republic	M.	Félix Moloua
Chad	M.	Ousmane Abdoulaye Haggard
Comoros	M.	Bastoin Msoma
Congo	M.	Samuel Ambapour Kosso
Côte d'Ivoire	Mr.	Mathieu Meleu
D.R. Congo	M.	Marcel Nyumbaiza Malungu
Djibouti	Mr.	Amareh Ali Said
Egypt	Mr.	Abou Baker M. El- Gendy
Equatorial Guinea	M.	Luis Ondo Obono
Eritrea	Mr.	Aynom Berhane
Ethiopia	Ms.	Samia Zekaria
Gabon	M.	Louis Martin Wora
Gambia, The	Mr.	Alies. S. N'dow
Ghana	Dr.	Grace Bediako
Guinea	M.	Oumar Diallo
Guinea-Bissau	M.	Carlos Mendes da Costa
Kenya	Mr.	Anthony K.M. Kilele
Lesotho	Ms.	Liengoane Mthoweso Lefosa

Liberia	Dr.	Edward Liberty
Libya	Mr.	Salem Abu-Aisha
Madagascar	M.	Rakotomalala Andriamampianina
Malawi	Mr.	Charles Machinjili
Mali	M.	Seydou Moussa Traoré
Mauritania	M.	Baba Ould Boumeiss
Mauritius	Mr.	Harish Bundhoo
Morocco	Mr.	Mohammed Taamouti
Mozambique	Mr.	Joao Dias Loureiro
Namibia	Mr.	Fanuel Hangula
Niger	M.	Abdoullahi Beidou
Nigeria	Mr.	Vincent O. Akinyosoye
Rwanda	Dr.	Louis Munyakazi
Sao Tomé and Príncipe	M.	Albano Germano de Deus
Senegal	M.	M. Babakar Fall
Seychelles	Mr.	Jude Padayachy
Sierra Leone	Mr.	Joseph A. Lawrence Kamara
Somalia	Mr.	Nur A. Weheliye
South Africa	Mr.	Pali Jobo Lehola
Sudan	Dr.	Yassin Abdin
Swaziland	Ms.	Isabella Hlophe
Tanzania	Ms.	Albina Chuwa
Togo	M.	Kokou Yao N'guissan
Tunisia	M.	Khalifa Ben Fekih
Uganda	Mr.	J.B. Male-Mukasa
Zambia	Ms.	Efrida Chulu
Zimbabwe	Mr.	Moffat Nyoni



#### Request:

ACS will appreciate it if it can be kept updated about changes in the leadership of NSOs.

## V. NEWS

## National Statistical Associations in Africa

Country	Association		Name	
Burkina Faso	Association des Statisticiens et Démographes du Burkina Faso	M.	Some Nibene Habib	President
Cameroon	Association des Statisticiens du Cameroun	Mr.	Isaac Njemoun	Contact person
Congo	Association des Statisticiens	Mr.	Bolide Ntumba	Contact person
Equatorial Guinea	Association des statisticiens		Angeles Ngongolo	Contact person
Ethiopia	Ethiopian Statistical Association	Dr.	Emmanuel G. Yohannes	President
Gabon	Association des Statisticiens du Gabon	Mr.	Jean Nestor Nguema	Contact person
Ghana	Ghana Statistical Association	Mr.	Nicholas Nsowah-Nuamah	Contact person
Madagascar	Association Malgache des Ingenieur Statisticiens	Mr.	Eric Raktomanana	Contact person
Malawi	Statistical Association	Dr.	Lawrence Kazembe	Contact person
Malawi	Statistical Association	Dr.	Tobias Chirwa	Contact person
Mali	Association de Malienne Statistique	M.	Aboumediene Toure	Contact person
Mauritania	Association des Statisticiens de Mauritanie	M.	Cissoko Mamadou	President
Niger	Association des Statisticiens et Démographes du Niger	Mr.	Alichina Idrissa Kourguéni	President
Rwanda	Association Rwandaise des Statisticiens	Mr.	Nzayisenga Canisius	President
Senegal	Association Sénégalaise pour la Statistique	Mr.	Amadou Talla Gueye	President
South Africa	South African Statistical Association	Dr.	Khangelani Zuma	President
Tanzania	Tanzania Statistical Association	Mr.	Peter C.T. Mayeye	Contact person
Togo	Association des Statisticien et Démographes	Mr.	Kponton Anani Théodore	Président
Uganda	Uganda Statistical Society	Mr.	Owino Abraham Yeyo	President



## Statistical Training Centres in Africa

Centre	Location	Contact
Eastern Africa Statistical Training Centre	Dar es Salaam Tanzania	Michael Sindato
Ecole nationale d'économie appliquée	Dakar Senegal	Serigne Touba Diasse
Ecole nationale de statistique et d'économie appliquée	Rabat Morocco	Abdelaziz El Ghazali
Institut de Formation et de Recherche Démographiques	Yaoundé Cameroon	Augusto Roku Mesani
Institut national de statistique et d'économie appliquée	Abidjan Côte d'Ivoire	Koffi Nguessan
Institut supérieur de statistique et d'économie appliquée	Yaoundé Cameroon	Akoto Eliwo Mandjale
Institute of Statistics and Applied Economics	Legon Ghana	Stephan Owusu Kwankya
Regional Institute for Population Studies	Kampala Uganda	Jonathan Ochono Odwee



## Request:

ACS will appreciate it if it can be kept updated about changes in the leadership of National Statistical Associations and Statistical Training Centres.

Have you started work on your contributed paper for the forthcoming ISI Session in Durban, South Africa? The sooner that abstracts are received the higher the possibility that you will have a slot on the programme. See the scientific programme section of the website [www.statssa.gov.za/isi2009](http://www.statssa.gov.za/isi2009) for details on submission of papers.

# V. NEWS



Building the research capacity of young statisticians in Africa in preparation for the ISI

Reviewing methodologies and measuring progress in Africa's development agenda



## 1<sup>ST</sup> AFRICA CONFERENCE OF YOUNG STATISTICIANS 2008 **YOUNG AND COUNTING!**

PRETORIA, SOUTH AFRICA  
1-3 JULY 2008

For more information, contact:

Dr Miranda Mafafo  
Tel: 012 310 8050

Email: [mirandaM@statssa.gov.za](mailto:mirandaM@statssa.gov.za)  
[www.statssa.gov.za](http://www.statssa.gov.za)

Bringing Africa's young statisticians together on Statistics for informed Policy Interventions!



### THE CONFERENCE WILL INCLUDE:

- Official opening by Minister Trevor Manuel
- Keynote speakers:
  - Professor Denise Lievesley (President of ISI Executive)
  - Professor Ben Kiregyera (Economic Commission for Africa)
  - Professor Richard Mkandawire (NEPAD)
- Plenary and Parallel Scientific Paper Sessions
- Workshops (SAS, Scientific Writing ...)
- Exhibitions & Demonstrations



The 57<sup>th</sup> Session of the International Statistics Institute  
16-22 August 2009

AFRICAN STATISTICAL NEWSLETTER  
BULLETIN D'INFORMATION STATISTIQUE AFRICAINE

## V. NEWS

# Postgraduate Training Fellowship in Medical Statistics for African Scientists

The MRC Tropical Epidemiology Group (TEG) forms part of the Infectious Disease Epidemiology Unit (IDEU) at the London School of Hygiene and Tropical Medicine (LSHTM).

The TEG has secured funding from the UK Medical Research Council for a postgraduate Training Fellowship. This Training Fellowship provides two years' support. This comprises one year's study for the Master of Science degree in Medical Statistics at LSHTM during the academic year 2008/09, followed by a one-year professional attachment at one of the African centres associated with the TEG research programme. During the professional attachment, training Fellows will develop their skills by working on specific research studies with guidance and support from TEG staff.

This support is intended to foster excellence in the field of medical = statistics and epidemiology in sub-Saharan Africa. The fellowship will = provide costs for fees, stipend (=A312,500) and return air travel.

An eligible candidate will:

- i) be resident in and a national of a country in sub-Saharan Africa
- ii) be in possession of a good first degree with a background in mathematics, statistics or a related subject
- iii) have some work experience in medical statistics or epidemiology

Support will not be given as a supplement to other funding, nor to students who have funding from other sources.

Candidates should apply for the MSc in Medical Statistics at the London School of Hygiene & Tropical Medicine in the usual way, indicating their wish to be considered for the Postgraduate Training Fellowship in Medical = Statistics for African Scientists.

There is no special application form for the scholarship. All candidates accepted on to the MSc Medical Statistics course at LSHTM by Friday 11th July 2008, and who fulfil the eligibility criteria listed above, will be automatically considered for this fellowship. Candidates will receive an email notification of the results by 31st July 2008.

Application forms for the MSc in Medical Statistics, and information on = how to apply, are available on: <http://www.lshtm.ac.uk/prospectus/howto/>

Informal inquiries concerning the scholarship can be made to Charalambos (Babis) Sismanidis: (Email: [charalambos.sismanidis@lshtm.ac.uk](mailto:charalambos.sismanidis@lshtm.ac.uk))

Informal enquiries concerning the MSc can be made to the Admissions Tutor, Dr James Carpenter (Email: [m-sc-medstats@lshtm.ac.uk](mailto:m-sc-medstats@lshtm.ac.uk))

□

## V. NEWS

## Visiting International Fellowship in Social Research Methods

Institute of Social Research, University of Surrey  
2008 for visits in calendar year 2009  
[http://www.soc.surrey.ac.uk/research/isr\\_vif.htm](http://www.soc.surrey.ac.uk/research/isr_vif.htm)

The Institute of Social Research at the University of Surrey, Guildford, United Kingdom, has established a Visiting International Fellowship to foster the development of sociological research methods. Between one and three Fellowships are awarded by competition each year. Applicants for the Fellowship will be established scholars in social science with a track record in a field of social research methodology. They will normally hold, or recently have held, an established academic appointment in social science. The Fellowship committee regrets that it cannot consider applications from candidates seeking training, updating of methodological skills, or who are currently registered for an undergraduate or graduate degree.

Recent Fellowship recipients have included David De Vaus (La Trobe), Ed Brent (Missouri), Gary Shank (Duquesne), Elisabetta Ruspini (Padua), Norman Blaikie (Emeritus, Universiti Sains Malaysia), Edith de Leeuw (Utrecht), Seppo Laaksonen (Helsinki), Luis Antunes (Lisbon), Ming Yan (Beijing), Cesar Cisneros (Mexico) and Tom W Smith (Chicago).

The awards are open to those who would value the opportunity to advance methodological understanding, for example by reflecting on methods used in previous empirical research, by validating existing or new methodological procedures, or by reviewing and synthesising methodological approaches. 'Methods' may be interpreted widely, to include, for example, statistical techniques and conversation and discourse analysis.

Applications from female and ethnic minority candidates are particularly encouraged.

An honorarium of 2,000 pounds sterling (about 2,500 Euros or 3,800 US\$) will be paid. It is expected that award-holders will normally be on paid leave of absence from their employment.

Award-holders will be expected to pay their own travel costs to Guildford and their accommodation and subsistence for the duration of their award, which should be for one or more visits during the academic year, with a duration of at least one month in total. Visiting International Fellows will become honorary Research Fellows of the University and be entitled to use the University Library and make use of University facilities. The holder of a fellowship is usually permanently resident outside the United Kingdom.

The Institute of Social Research of the Department of Sociology at Surrey provides research expertise and research methods for the application of social research to contemporary society. It promotes high methodological standards and new developments in methodology for the social science research community. ISR is well known for the work of the CAQDAS <<http://caqdas.soc.surrey.ac.uk/>> Networking Project on qualitative software, the work of the Centre for Research on Simulation in the Social Sciences (CRESS <<http://cress.soc.surrey.ac.uk/>> ), and the work of the ESRC Social Survey Question Bank <<http://qb.soc.surrey.ac.uk/>> which are based in the department. ISR is also well-known for its work on the secondary analysis of large data sets and online research methods.

Applications should be sent to Zoe Tenger, Administrator, Institute of Social Research, University of Surrey, Guildford, GU2 7XH, UK

Tel: +44 (0)1483 682788

Fax: +44 (0)1483 689551=20

Email: [z.tenger@surrey.ac.uk](mailto:z.tenger@surrey.ac.uk)

Applications must be received by Friday 26th September 2008 for visits during the calendar year 2009. Applications must be made on the application form posted on the website noted

Dr Jane Fielding, Senior Lecturer, Department of Sociology

University of Surrey

Guildford Surrey GU2 7XH, UK

## V. NEWS

## Upcoming Events

Date	Event	Organisers	Location
July 1 - 3	First Africa Conference of Young Statisticians 2008	ISI	Pretoria, South Africa
July 2	Conférence des Directeurs des Écoles de Statistique Africaines		Paris, France
July 2-4	African Centre for Statistics and National Institute for Statistics of Rwanda	AfDB	Tunis, Tunisia
July 7 - 8	Conference on Data Quality for International Organizations		Rome, Italy
July 8 -11	European Conference on Quality in Official Statistics		Rome, Italy
July 7-11	Atelier sous-régional sur le calcul et l'analyse des parités de pouvoir d'achat (PPA)	AfDB / ISSEA	Yaoundé, Cameroon
July 7 - 11	Communication institutionnelle et utilisation du web pour la promotion des Instituts Nationaux de Statistiques		Libourne, France
July 24 -25	Restitution Workshop for the Capacity Building Program of the African Statistics Training	ACBF	Abidjan, Cote d'Ivoire
Aug TBD	Statistical Indicators for Environmental Policy in Africa, 2008: E-Learning on the InWEnt Global Campus		Global Campus (InWEnt e-learning platform)
Aug TBD	Workshop on census data processing, analysis and dissemination for English speaking countries for the 2010 RPHC		TBD
Aug 8 -19	Statistical Indicators for Environmental Policy in Africa, 2008: Joint Classroom Training in Germany	InWent	Bonn, Germany
Aug 11 -15	Atelier sous-régional sur le calcul et l'analyse des parités de pouvoir d'achat (PPA)	AfDB / ENSEA	Abidjan, Côte d'Ivoire
Aug 22 - Sep 03	System of National Accounts, 2008: E-Learning on the InWEnt Global Campus	InWent	Global Campus (InWEnt e-learning platform)
August 24 - 28	International Conference on Improving Agricultural Statistics Using Experience of Agricultural Census Moscow	Russian Federal State Statistics Service	Mosco, Russia
Sept 1 - 3	International Conference on Census micro-data		Manchester UK
Sept 1 - 5	Royal Statistical Society annual conference		Nottingham UK
Sept 2-4	Third High Level Forum on Aid Effectiveness		Accra, Ghana
Sep 11 -12	12th session of the Committee for the Coordination of statistical Activities	AfDB	Tunis, Tunisia
Sep 15 -19	Séminaire annuel sur la comptabilité nationale	AFRISTAT	Bamako, Mali
Sep 22-26	Expert group Meeting on Population and Housing Censuses Planning and Data processing	ECA and INS of Rwanda	Kigali, Rwanda

## Other Events

Date	Event	Organisers	Location
TBD	Regional workshop on National Strategy for the Development of Statistic (NSDS)	UNECA	Addis Ababa, Ethiopia
18 Nov 2008	African Statistics Day		Countries in Africa
16-22 August 2009	The 57th Session of the International Statistical Institute (ISI 2009)	Statistics South Africa	Durban, South Africa



