



## Climate and Human Mobility: Preferences for Durable Solutions for Climate and Conflict IDPs

# DATA AND RESEARCH IN ETHIOPIA

COMPONENT

TOOLS

METHODOLOGY

OUTPUTS

**MOBILITY TRACKING (MT)**

IDPs and Returning IDPs

**SITE ASSESSMENT (SA)**

**VILLAGE ASSESSMENT SURVEY (VAS)**

**GROUP  
DISCUSSIONS**

**HOUSEHOLD  
REPRESENTATIVE  
SAMPLING**

**MASTERLIST OF  
LOCATIONS**

**POPULATION  
ESTIMATES**

**DEMOGRAPHICS AND  
PROFILES**

**INTENTIONS AND  
PREFERENCES**

**MULTISECTORAL  
DATA**

**INDEXES (DISPLACEMENT,  
RETURN, SOLUTIONS)**

## WHO



3,194,413

IDP INDIVIDUALS




635,724

IDP HOUSEHOLDS



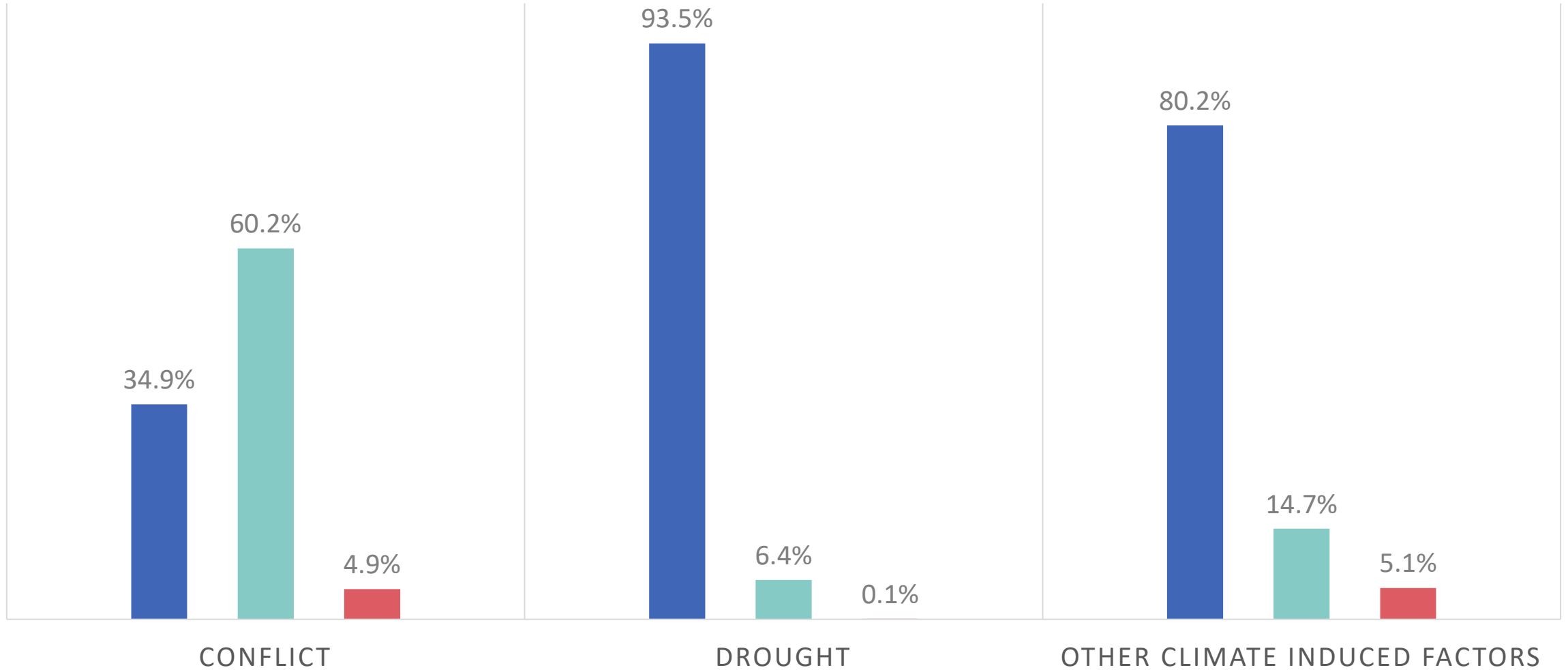
## WHY



\* Other climate induced reasons includes flash floods, seasonal floods, landslides and fire.

# PREFERENCES FOR SOLUTIONS

■ Locally integrate ■ Return ■ Relocate



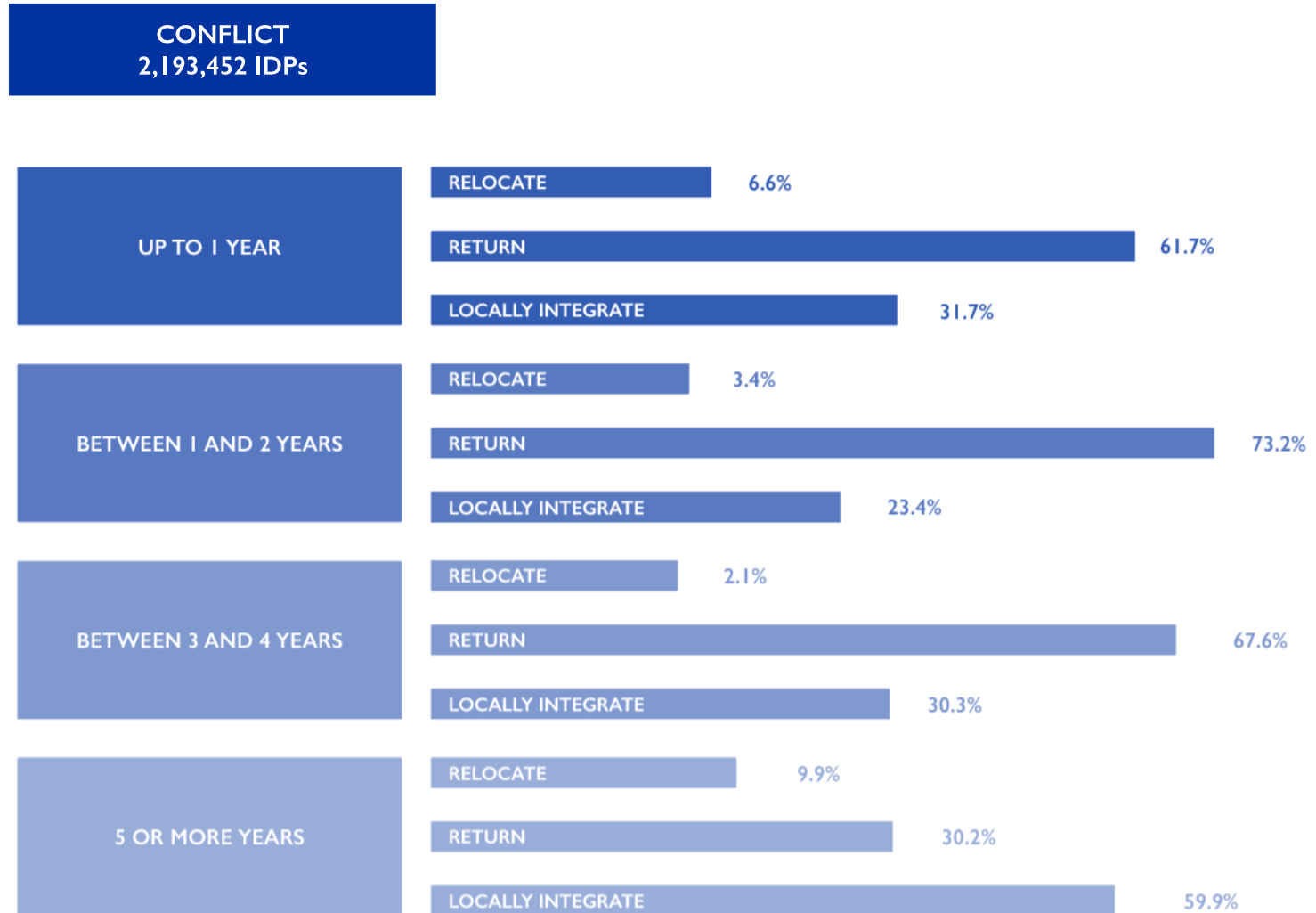
# PREFERENCES FOR SOLUTIONS

Among the 2,193,452 IDPs who had been primarily displaced due to conflict, **return was the preferred solution** of those who had been arrived in the site:

- Up to 1 year prior (61.7%)
- Those who had arrived between 1 and 2 years prior (73.2%)
- Between 3 and 4 years prior (67.6%)

However, **local integration was the preferred solution** for IDPs who had arrived 5 or more years prior (59.9%).

Nevertheless, given the different nature and protractedness of conflict across the country, regional differences appear in preferences towards solutions. For instance, in Tigray, the highest share of IDPs displaced due to conflict preferred return across all times of arrival, while in Somali the highest share of IDPs displaced due to conflict preferred local integration across all times of arrival.

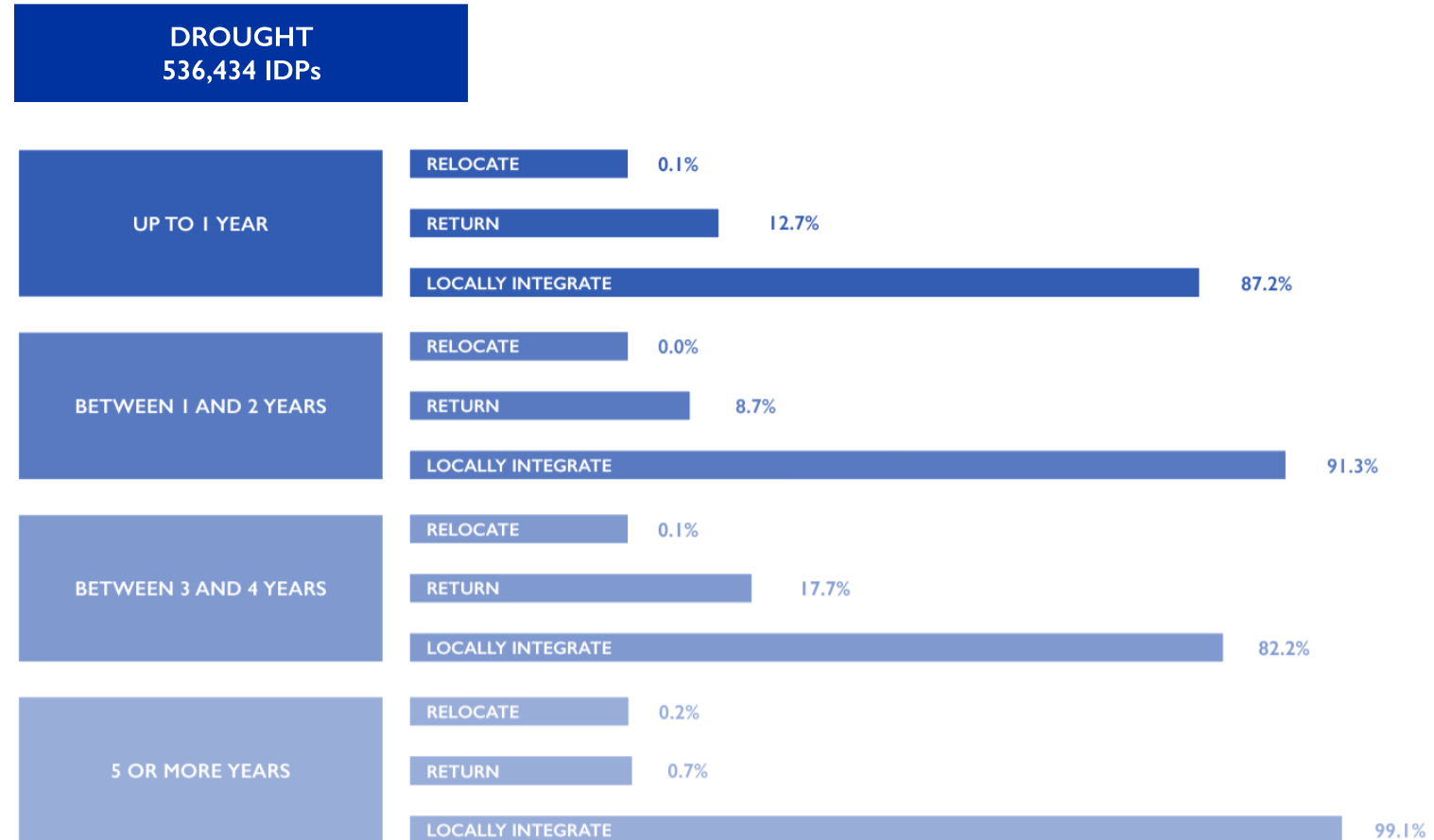


*\*This disaggregation is possible thanks to household representative sampling at the site level*

# PREFERENCES FOR SOLUTIONS

Among the 536,434 IDPs who had been primarily displaced due to drought, across all times of arrival the highest share reported **local integration as their preferred solution**.

- Up to 1 year prior (87.2%)
- Those who had arrived between 1 and 2 years prior (91.3%)
- Between 3 and 4 years prior (82.2%)
- Five years or more (99.1%)



*\*This disaggregation is possible thanks to household representative sampling at the site level*

The report can be accessed [here](#)



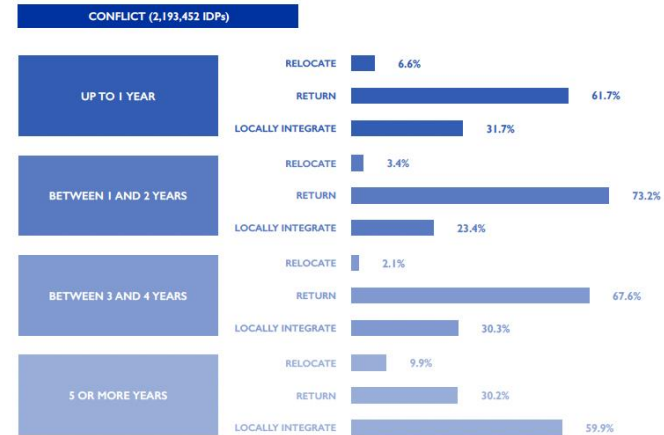
**DISPLACEMENT AND RETURN**  
**PROFILES, PREFERENCES FOR SOLUTIONS, AND INDEXES**

ETHIOPIA, NOVEMBER - DECEMBER 2023

**PREFERENCES FOR SOLUTIONS**

Across all assessed locations, household representative sampling was deployed to identify preferred durable solutions of all estimated IDPs. In line with the IASC Framework on Durable Solutions for IDPs, the possible answer options were relocation, return and local integration. As the data is collected at the household level, it can be cross-tabulated with reasons for displacement and time of arrival, to better understand preference towards durable solutions for IDPs displaced for various reasons and lengths of time. This data is presented for the top 3 reasons for primary displacement (conflict, drought and other climate-induced factors).

Figure 4. Primary reason for displacement, by time of arrival and preferred durable solution



Among the estimated 2,193,452 IDPs who had been primarily displaced due to conflict, return was the preferred solution of those who had been arrived in the site up to 1 year prior to the assessment (61.7%), those who had arrived between 1 and 2 years prior (73.2%) and between 3 and 4 years prior (67.6%). However, local integration was the preferred durable solution for IDPs who had arrived 5 or more years prior (59.9%).

Nevertheless, given the different natures and protractedness of conflict across the country, regional differences appear in preferences towards durable solutions for IDPs who had

been primarily displaced due to conflict. For instance, in Somali region, the overwhelming majority of IDPs displaced due to conflict preferred local integration, regardless of when they had arrived in their current location of displacement (99.2% on average). In Tigray region, the highest share of IDPs displaced due to conflict preferred return across all times of arrival: up to 1 year (95.6%), between 1 and 2 years (93.9%), between 3 and 4 years (95.3%) and 5 or more years (55%). Notably, in the region, the share of conflict-IDPs who preferred return decreases in the 5 or more years category, as the preference towards local integration increases (42.6%).

Please let us know if you have any questions

IOM-DTM Ethiopia can be reached at  
[dtmethiopia@iom.int](mailto:dtmethiopia@iom.int)